

Service Manual

COLOR TELEVISION

CHASSIS : CP-520

MODEL : DTY-28A8/28A6/28A7

DTY-2880/28W5

DTY-21U7/21B4

DTY-25G6/25G7

CHASSIS : CP-520A

MODEL : DTC-20T2

DTC-21Y1/21Y2

CHASSIS : CP-520F

MODEL : DTZ-29U7/U3

DTZ-2881/28W8

DTZ-2481

Caution

: In this Manual, some parts can be changed for improving. their performance without notice in the parts list. So, if you need the latest parts information, please refer to PPL(Parts Price List)in Service Information Center(<http://svc.dwe.co.kr>)

DAEWOO ELECTRONICS Corp.

[http : //svc.dwe.co.kr](http://svc.dwe.co.kr)

June. 2004

CONTENTS

DOCUMENT HISTORY.....	3
1 MAIN FEATURES.....	4
1.1 SPECIFICATIONS.....	4
1.1.1 GENERAL.....	4
1.1.2 EURO-SCART 1 (21 Pin).....	4
1.1.3 EURO-SCART 2 (21 Pin).....	5
1.2 CHANNEL/FREQUENCY TABLE	6
2 SAFETY INSTRUCTION	9
3 ALIGNMENT INSTRUCTIONS.....	10
3.1 MICROCONTROLLER CONFIGURATION : SERVICE MODE	10
3.2 SERVICE MODE NAVIGATION	10
3.3 MICROCONTROLLER CONFIGURATION : OPTION BITS.....	10
3.4 OPTION 1	11
3.5 OPTION 2.....	11
3.6 NVM DEFAULT SETTING.....	12
3.7 TV SET ALIGNMENT	14
3.7.1 G2 ALIGNMENT	14
3.7.2 WHITE BALANCE	14
3.7.3 FOCUS	14
3.7.4 VERTICAL GEOMETRY	14
3.7.5 HORIZONTAL PICTURE CENTRING	14
3.7.6 EAST / WEST CORRECTION	14
3.7.7 AGC.....	15
4 IC DESCRIPTION.....	16
4.1 UOC " " SERIES	16
4.1.1 IC MARKING AND VERSION.....	16
4.2 TDA8946J STEREO AUDIO AMPLIFIER	24
4.2.1 FEATURES.....	25
4.3 TDA8358J VERTICAL AMPLIFIER	27
4.3.1 TDA8358J.....	27
4.4 TDA6107AJF.....	29
4.4.1 Features.....	29
4.4.2 Pin description	29
4.5 24WC16 - 16 KB EEPROM	30
4.6 STR - F6653	31
4.6.1 GENERAL DESCRIPTION	31
4.6.2 FEATURES.....	31
4.6.3 BLOCK DIAGRAM.....	31
4.6.4 PIN DESCRIPTION	32
4.6.5 CONTROL PART - ELECTRICAL CHARACTERISTICS.....	32
4.6.6 MOSFET ELECTRICAL CHARACTERISTICS	33
5 CIRCUIT DESCRIPTION	34
5.1 BLOCK DIAGRAM	34
5.2 FUNCTIONAL DESCRIPTION OF VIDEO PROCESSOR	35
5.2.1 Vision IF amplifier	35
5.2.2 QSS sound circuit.....	35
5.2.3 FM demodulator.....	35
5.2.4 Audio input selector and volume contro	36

5.2.4.1	STEREO AND AV STEREO VERSIONS	36
5.2.4.2	MONO VERSIONS	36
5.2.5	CVBS and Y/C input signal selection	36
5.2.5.1	ALL VERSIONS	36
5.2.6	Synchronisation circuit.....	37
5.2.7	Horizontal and vertical drive.....	38
5.2.8	Chroma, luminance and feature processing	38
5.2.9	Colour decoder	39
5.2.10	RGB output circuit.....	40
5.2.11	I2C-BUS USER INTERFACE DESCRIPTION	42
5.3	GENERAL DESCRIPTION OF THE TV SOUND OF SOUND PROCESSOR.....	42
5.3.1	Supported standards	43
5.4	FUNCTIONAL DESCRIPTION SOUND PROCESSOR	44
5.4.1	The UOC III TV Sound Concept	44
5.4.2	Functional Overview Of the digital controller sound part.....	45
5.4.3	Demodulator and decoder	46
6	SERVICE PARTS LIST	49
6.1	DTY-28A8FZF-S.....	49
6.2	DTC-20T2FZS-S.....	54
6.3	DTC-21Y1FZF-S.....	59
6.4	DTZ-29U7FZS-S.....	64
7	EXPLODED VIEW	69
7.1	DTY-28A8.....	69
7.2	DTY-2880	70
7.3	DTY-21U7	71
7.4	DTC-20T2.....	72
7.5	DTC-21Y1.....	73
7.6	DTZ-29U7	74
7.7	DTZ-2881.....	75
7.8	DTZ-2481.....	76
8	PRINTED CIRCUIT BOARD.....	77
8.1	4859809693(CP-520)	77
8.2	4859809893(CP-520A).....	78
8.3	4859809993(CP-520F)	79
9	SCHEMATIC DIAGRAM.....	80
9.1	CP-520.....	80
9.2	CP-520A.....	81
9.3	CP-520F	82

DOCUMENT HISTORY

VERSION	DATE	COMMENTS
V1.00	12/05/04	Creation of document (Author JS KIM) for project CP520 50Hz TV.

1 MAIN FEATURES

1.1 SPECIFICATIONS

1.1.1 GENERAL

TV standard		PAL - SECAM B/G D/K, PAL I/I, SECAM L/L'
Colour system	Tuner	PAL, SECAM
	AV	PAL, SECAM, PAL 60, NTSC M, NTSC 4.43
Sound system		NICAM B/G, I, D/K, L, FM 2Carrier B/G, D/K
Power consumption		20", 21" : 49W 21" (4:3) Flat : 59W 28" (4:3) : 69W 28" (16:9) : 69W
Sound Output Power		20" ~ 24" : 4.5W x 2 (at 60% mod, 10% THD) 25" ~ 29" : 7W x 2 (at 60% mod, 10%THD)
Speaker		20" ~ 24" : 7.5W 8 ohm x 2 25" ~ 29" : 12W 8 ohm x2
Teletext system		10 pages memory FASTEXT (FLOF or TOP)
Aerial input		75 ohm unbalanced
Channel coverage		Off-air channels, S-cable channels and hyperband
Tuning system		frequency synthesiser tuning system
Visual screen size		20" : 48cm 21" : 51cm 28" : 66cm
Channel indication		On Screen Display
Program Selection		100 programmes
Aux. terminal		EURO-SCART 1 : Audio / Video In and Out, R/G/B In, Slow and Fast switching. EURO-SCART 2 : Audio / Video In and Out, SVHS In. AV3 : Audio-Video Jack on front of cabinet. Headphone jack (3.5 mm) on front of cabinet SVHS3 (option) : Jack on front of cabinet – sound input common with AV3.
Remote Control Unit		R-46G22

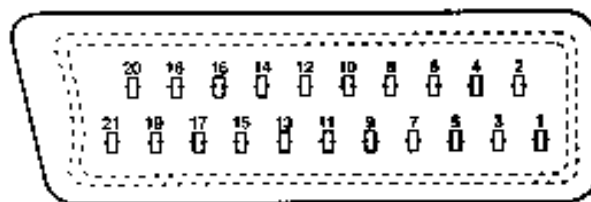
1.1.2 EURO-SCART 1 (21 Pin)

Pin	Signal Description	Matching value
1	Audio Output Right	0.5 Vrms, Impedance < 1 k Ω , (RF 54% Mod)
2	Audio Input Right	0.5 Vrms, Impedance > 10 k Ω
3	Audio Output Left	0.5 Vrms, Impedance < 1 k Ω , (RF 54% Mod)
4	Audio Earth	
5	Blue Earth	
6	Audio Input Left	0.5 Vrms, Impedance > 10 k Ω
7	Blue Input	0.7 Vpp \pm 0.1V, Impedance 75 Ω

8	Slow Switching	TV : 0 to 2V, AV 16/9 : 4.5 to 7V, AV 4/3 : 9.5 to 12V , Impedance > 10 k Ω
9	Green Earth	
10	N.C.	
11	Green Input	0.7 Vpp \pm 0.1V, Impedance 75 Ω
12	N.C.	
13	Red Earth	
14	Blanking Earth	
15	Red Input	0.7 Vpp \pm 0.1V, Impedance 75 Ω
16	Fast Switching	0 to 0.4V : Logic "0", 1 to 3V : Logic "1", Impedance 75 Ω
17	Video Out Earth	
18	Video In Earth	
19	Video Output	1 Vpp \pm 3dB, Impedance 75 Ω
20	Video Input	1 Vpp \pm 3dB, Impedance 75 Ω
21	Common Earth	

1.1.3 EURO-SCART 2 (21 Pin)

Pin	Signal Description	Matching value
1	Audio Output Right	0.5 Vrms, Impedance < 1 k Ω , (RF 54% Mod)
2	Audio Input Right	0.5 Vrms, Impedance > 10 k Ω
3	Audio Output Left	0.5 Vrms, Impedance < 1 k Ω , (RF 54% Mod)
4	Audio Earth	
5	Earth	
6	Audio Input Left	0.5 Vrms, Impedance > 10 k Ω
7	N.C.	
8	N.C.	
9	N.C.	
10	N.C.	
11	N.C.	
12	N.C.	
13	Earth	
14	Earth	
15	Chroma Input	\pm 3dB for a luminance signal of 1 Vpp
16	N.C.	
17	Earth	
18	Video In Earth	
19	Video Output	1 Vpp \pm 3dB, Impedance 75 Ω (Monitor output)
20	Video Input, Y In.	1 Vpp \pm 3dB, Impedance 75 Ω
21	Common Earth	



1.2 CHANNEL/FREQUENCY TABLE

CHANNEL	EUROPE CCIR	FRANCE	GB(IRELAND)	EAST OIRT
C01	46.25	-	45.75	49.75
C02	48.25	55.75 (L')	53.75	59.25
C03	55.25	60.5 (L')	61.75	77.25
C04	62.25	63.75 (L')	175.25	85.25
C05	175.25	176.00	183.25	93.25
C06	182.25	184.00	191.25	175.25
C07	189.25	192.00	199.25	183.25
C08	196.25	200.00	207.25	191.25
C09	203.25	208.00	215.25	199.25
C10	210.25	216.00	223.25	207.25
C11	217.25	189.25 (LUX)	231.25	215.25
C12	224.25	69.25 (L')	239.25	223.25
C13	53.75	76.25 (L')	247.25	-
C14	-	83.25 (L')	49.75	-
C15	82.25	90.25	57.75	-
C16	-	97.25	65.75	-
C17	183.75	-	77.75	-
C18	192.25	-	85.75	-
C19	201.25	-	-	-
C20	-	-	-	-
C21	471.25	471.25	471.25	471.25
C22	479.25	479.25	479.25	479.25
C23	487.25	487.25	487.25	487.25
C24	495.25	495.25	495.25	495.25
C25	503.25	503.25	503.25	503.25
C26	511.25	511.25	511.25	511.25
C27	519.25	519.25	519.25	519.25
C28	527.25	527.25	527.25	527.25
C29	535.25	535.25	535.25	535.25
C30	543.25	543.25	543.25	543.25
C31	551.25	551.25	551.25	551.25
C32	559.25	559.25	559.25	559.25
C33	567.25	567.25	567.25	567.25
C34	575.25	575.25	575.25	575.25
C35	583.25	583.25	583.25	583.25
C36	591.25	591.25	591.25	591.25
C37	599.25	599.25	599.25	599.25
C38	607.25	607.25	607.25	607.25
C39	615.25	615.25	615.25	615.25
C40	623.25	623.25	623.25	623.25
C41	631.25	631.25	631.25	631.25
C42	639.25	639.25	639.25	639.25
C43	647.25	647.25	647.25	647.25
C44	655.25	655.25	655.25	655.25
C45	663.25	663.25	663.25	663.25

C46	671.25	671.25	671.25	671.25
C47	679.25	679.25	679.25	679.25
C48	687.25	687.25	687.25	687.25
C49	695.25	695.25	695.25	695.25
C50	703.25	703.25	703.25	703.25
C51	711.25	711.25	711.25	711.25
C52	719.25	719.25	719.25	719.25
C53	727.25	727.25	727.25	727.25
C54	735.25	735.25	735.25	735.25
C55	743.25	743.25	743.25	743.25
C56	751.25	751.25	751.25	751.25
C57	759.25	759.25	759.25	759.25
C58	767.25	767.25	767.25	767.25
C59	775.25	775.25	775.25	775.25
C60	783.25	783.25	783.25	783.25
C61	791.25	791.25	791.25	791.25
C62	799.25	799.25	799.25	799.25
C63	807.25	807.25	807.25	807.25
C64	815.25	815.25	815.25	815.25
C65	823.25	823.25	823.25	823.25
C66	831.25	831.25	831.25	831.25
C67	839.25	839.25	839.25	839.25
C68	847.25	847.25	847.25	847.25
C69	855.25	855.25	855.25	855.25
C70	863.25	863.25	863.25	863.25
C71	69.25	-	-	-
C72	76.25	-	-	-
C73	83.25	-	-	-
C74	90.25	-	-	-
C75	97.25	-	-	-
C76	59.25	-	-	-
C77	93.25	-	-	-
S01	105.25	104.75	103.25	105.25
S02	112.25	116.75	111.25	112.25
S03	119.25	128.75	119.25	119.25
S04	126.25	140.75	127.25	126.25
S05	133.25	152.75	135.25	133.25
S06	140.25	164.75	143.25	140.25
S07	147.25	176.75	151.25	147.25
S08	154.25	188.75	159.25	154.25
S09	161.25	200.75	167.25	161.25
S10	168.25	212.75	-	168.25
S11	231.25	224.75	-	231.25
S12	238.25	236.75	-	238.25
S13	245.25	248.75	255.25	245.25
S14	252.25	260.75	263.25	252.25
S15	259.25	272.75	271.25	259.25
S16	266.25	284.75	279.25	266.25
S17	273.25	296.75	287.25	273.25

S18	280.25	136.00	295.25	280.25
S19	287.25	160.00	303.25	287.25
S20	294.25	-	-	294.25
S21	303.25	303.25	-	303.25
S22	311.25	311.25	311.25	311.25
S23	319.25	319.25	319.25	319.25
S24	327.25	327.25	327.25	327.25
S25	335.25	335.25	335.25	335.25
S26	343.25	343.25	343.25	343.25
S27	351.25	351.25	351.25	351.25
S28	359.25	359.25	359.25	359.25
S29	367.25	367.25	367.25	367.25
S30	375.25	375.25	375.25	375.25
S31	383.25	383.25	383.25	383.25
S32	391.25	391.25	391.25	391.25
S33	399.25	399.25	399.25	399.25
S34	407.25	407.25	407.25	407.25
S35	415.25	415.25	415.25	415.25
S36	423.25	423.25	423.25	423.25
S37	431.25	431.25	431.25	431.25
S38	439.25	439.25	439.25	439.25
S39	447.25	447.25	447.25	447.25
S40	455.25	455.25	455.25	455.25
S41	463.25	463.25	463.25	463.25

2 SAFETY INSTRUCTION

WARNING: Only competent service personnel may carry out work involving the testing or repair of this equipment.

X-RAY RADIATION PRECAUTION

1. Excessive high voltage can produce potentially hazardous X-RAY RADIATION. To avoid such hazards, the high voltage must not exceed the specified limit. The nominal value of the high voltage of this receiver is 25-26 KV (20" -21") or 26 KV (25" - 28") at max beam current. The high voltage must not, under any circumstances, exceed 27.5 KV (20"), 29KV (21"), 29.5 KV (25") or 30 KV (28"). Each time a receiver requires servicing, the high voltage should be checked. It is important to use an accurate and reliable high voltage meter.
2. The only source of X-RAY Radiation in this TV receiver is the picture tube. For continued X-RAY RADIATION protection, the replacement tube must be exactly the same type tube as specified in the parts list.

SAFETY PRECAUTION

Potentials of high voltage are present when this receiver is operating. Operation of the receiver outside the cabinet or with the back board removed involves a shock hazard from the receiver. Servicing should not be attempted by anyone who is not thoroughly familiar with the precautions necessary when working on high voltage equipment.

Discharge the high potential of the picture tube before handling the tube. The picture tube is highly evacuated and if broken, glass fragments will be violently expelled.

If any Fuse in this TV receiver is blown, replace it with the FUSE specified in the Replacement Parts List.

When replacing a high wattage resistor (metal oxide film resistor) in the circuit board, keep the resistor 10 mm away from circuit board.

Keep wires away from high voltage or high temperature components.

This receiver must operate under AC 230 volts, 50 Hz. NEVER connect to a DC supply or any other voltage or frequency.

PRODUCT SAFETY NOTICE

Many electrical and mechanical parts in this equipment have special safety-related characteristics. These characteristics are often passed unnoticed by a visual inspection and the X-RAY RADIATION protection afforded by them cannot necessarily be obtained by using replacement components rated for higher voltage, wattage, etc. Replacement parts which have these special safety characteristics are identified in this manual and its supplements, electrical components having such features are identified by designated symbol on the parts list. Before replacing any of these components, read the parts list in this manual carefully. The use of substitutes replacement parts which do not have the same safety characteristics as specified in the parts list may create X-RAY Radiation.

3 ALIGNMENT INSTRUCTIONS

3.1 MICROCONTROLLER CONFIGURATION : SERVICE MODE

To switch the TV set into service mode please see instruction below.

- 1 - Select PR. number 91
- 2 - Adjust sharpness to minimum and exit all menus.
- 3 – Within 2 seconds press the key sequence : **RED - GREEN - menu**

The software version is displayed beside the word Service, e.g. “SERVICE VER 00.05”.

To exit SERVICE menu press **menu** key or **Std By** key.

3.2 SERVICE MODE NAVIGATION

- Pr Up/Down remote keys : cycle through the service items available.
 Vol -/+ remote keys : Dec./Increment the values within range – Cycle through option bits.
 OK key : Toggle bits in option byte

Order	Item	Default setting
1	HOR CEN	
2	RED GAIN	
3	GRN GAIN	
4	BLUE GAIN	
5	RED BIAS	
6	GRN BIAS	
7	AGC LEVEL	
8	G2 – SCREEN	
9	OPTION1	
10	OPTION2	
11	AVL	
12	PARABOLA	
13	HOR WIDTH	
14	CORNER T	
15	CORNER B	
16	HOR. PARAL	
17	V. LINEAR	
18	V. SLOPE	
19	EW TRAPEZ	
20	S CORRECT	
21	VERT CENT	
22	VERT SIZE	

3.3 MICROCONTROLLER CONFIGURATION : OPTION BITS

There are two option bytes available (16 bits in all). These option bits are available from Service mode. First find the OPTION1 or OPTION2 control, and then use the Volume PLUS/MINUS buttons on the remote control keypad to locate the bits, and OK key to toggle them. The table below shows the two option bytes available;

3.4 OPTION 1

	B7	B6	B5	B4	B3	B2	B1	B0
1	TOP Teletext OFF	FASTEXT (FLOF) OFF	TUBE 4:3	VAI bit set to 1 in SECAM L	Dolby Virtual OFF	SVHS3 disable	TUNER OPTIONS 00 = Philips 01 = Not used 10 = Alps 11 = Parstnic (DW)	
0	TOP Teletext ON	FASTEXT (FLOF) ON	TUBE 16:9	VAI bit set to 0 in SECAM L	Dolby Virtual ON	SVHS3 enable		

3.5 OPTION 2

	B7	B6	B5	B4	B3	B2	B1	B0
1	Fixed to '0'	JVC remote control	AVL control OFF	PICTURE TILT ON	5 keys local keyboard	Full ATSS	Double Window Enabled	n.u. Must be set to 1 for future compatibility
0		Daewoo Remote control	AVL control ON	PICTURE TILT OFF	7 keys local keyboard	Basic ATSS	Double Window Disabled	

OPTION SETTING BY MODEL

CHASSIS	MODEL	OPTION BIT[b7..b0]			DW[hex]	REMARKS
CP-520	DTY-28A6/A7/A8	I	0011	1100	3C	OPTION1 "b1,b0" - depends on Tuner
		II	0000	1001	09	
	DTY-28W5/80	I	0001	1100	1C	OPTION2 "b1" – From ver. 9.3B Change to "1" - *1
		II	0000	1001	09	
	DTY-21U7	I	0011	1100	3C	
		II	0000	1001	09	
CP-520A	DTC-20T2 DTC-21Y1/Y2	I	0011	1100	3C	
		II	0000	1001	09	
CP-520F	DTZ-2881/W8 DTZ-2481	I	0001	1000	18	If Sales Team Request TILT function Change to OP 2 – "b4" to "1" & *1
		II	0000	1001	09	
	DTZ-29U7/B3	I	0011	1000	38	
		II	0000	1001	09	

3.6 NVM default setting

The purpose of this message, when you change a virgin EEPROM, is to allow to modify the NVM DATA to desired values.

1 - Introduction :

The NVM default values are fixed for the user, but for flexibility in service, these data are stored in NVM and can be changed when the TV set is in a special mode called "NVM EDITOR". This mode can only be accessed from "FACTORY" mode.

2 - Entering into "FACTORY" mode.

To switch the TV set into FACTORY mode, use the factory remote control, and press on "SVC" key. The factory menu will appear on the screen, showing "FACTORY", plus other relevant information like software version and date.

WARNING : When in "FACTORY" mode you should not press any key other than the keys described in the procedure below. Unwanted key stroke could misadjust the TV set.

3 - Entering into "NVM EDITOR" mode.

To switch the TV set into NVM EDITOR mode, use the user remote control, and press on "PICTURE/OK" key. The NVM EDITOR window will appear on the screen. This mode allows you to access all data stored in NVM. The current NVM address is given in column "ADDR." in both DECimal and HEXadecimal format. The column DATA gives the value contained at selected address in both DECimal and HEXadecimal format.

4 - Navigation in "NVM EDITOR" mode.

Use Program Up/Dwn keys to select the desired address. Use Volume Up/Dwn keys to change the data at selected address. You must press "PICTURE/OK" key to store value after modification.

The data can be adjusted between 0 and 63.

5 - Exit "NVM EDITOR" mode.

To switch the TV set back into FACTORY mode, use the user remote control, and press on "MENU" key.

The factory menu will appear on the screen, showing "FACTORY".

6 - Exit "FACTORY" mode.

To exit "FACTORY" mode, use the factory remote control, and press on "SVC" key. The factory menu will disappear from the screen.

NVM DATA CHANGE LIST				(hex)			CP-520			CP-520F		CP-520A	
No	Register Name	Address	Default	28A8	2880	21U7	2881	29U7	21Y1	20T2			
1	OCP_THRESHOLD	0x58F	0x91	<-	<-	<-	<-	<-	<-	<-			
2	DCXO	0x590	0x4E	<-	<-	<-	<-	<-	<-	<-			
3	AGC_PHILIPS	0x5C1	0xAB	<-	<-	<-	<-	<-	<-	<-			
4	AGC_NC	0x5C2	0xAB	<-	<-	<-	<-	<-	<-	<-			
5	AGC_ALPS	0x5C3	0xB6	<-	<-	<-	<-	<-	<-	<-			
6	AGC_PARTSNIC	0x5C4	0xB6	<-	<-	<-	<-	<-	<-	<-			
7	AGC_PHILIPS_START	0x5C5	0x16	<-	<-	<-	<-	<-	<-	<-			
8	AGC_NC_START	0x5C6	0x16	<-	<-	<-	<-	<-	<-	<-			
9	AGC_ALPS_START	0x5C7	0x16	<-	<-	<-	<-	<-	<-	<-			
10	AGC_PARTSNIC_START	0x5C8	0x16	<-	<-	<-	<-	<-	<-	<-			
11	AVLLEV	0x621	0x5	<-	<-	<-	<-	<-	<-	<-			
12	Nor1_Bright	0x64A	0x23	<-	<-	<-	<-	<-	<-	<-			
13	Nor1_contrast	0x64B	0x2E	<-	<-	<-	<-	<-	<-	<-			
14	Nor1_Colour	0x64C	0x1C	<-	<-	<-	<-	<-	<-	<-			
15	Nor1_Sharpness	0x64D	0x23	<-	<-	<-	<-	<-	<-	<-			
16	Nor1_Tint	0x64E	0x20	<-	<-	<-	<-	<-	<-	<-			
17	Nor1_JVC_Bri	0x64F	0x2D	<-	<-	<-	<-	<-	0x22	<-			
18	Nor1_JVC_Cont	0x650	0x2A	<-	<-	<-	<-	<-	0x2E	<-			
19	Nor1_JVC_Colour	0x651	0x1B	<-	<-	<-	<-	<-	0x20	<-			
20	Nor1_JVC_Sharp	0x652	0x23	<-	<-	<-	<-	<-	<-	<-			
21	Nor2_Bright	0x653	0x28	0x23	<-	<-	<-	<-	0x22	<-			
22	Nor2_Contrast	0x654	0x13	0x1A	<-	<-	<-	<-	<-	<-			
23	Nor2_Colour	0x655	0x19	0x16	<-	<-	<-	<-	<-	<-			
24	Nor2_Sharpness	0x656	0x1B	<-	<-	<-	<-	<-	<-	<-			
25	Nor2_Tint	0x657	0x20	<-	<-	<-	<-	<-	<-	<-			
26	PresetGainRGB	0x673	0x2A	<-	<-	<-	<-	<-	0x22	<-			
27	PresetGainRGB	0x674	0x2A	<-	<-	<-	<-	<-	0x22	<-			
28	PresetGainRGB	0x675	0x2A	<-	<-	<-	<-	<-	0x22	<-			
29	Cathode_Drive	0x67B	0x1	<-	<-	<-	<-	<-	<-	<-			
30	Y_delay_PAL_BG	0x686	0x5	<-	<-	<-	<-	<-	0x1	<-			
31	Y_delay_SECAM_BG	0x687	0x8	<-	<-	<-	<-	<-	0x6	<-			
32	Y_delay_PAL_DK	0x688	0x5	<-	<-	<-	<-	<-	0x0	<-			
33	Y_delay_SCM_DK	0x689	0x5	<-	<-	<-	<-	<-	0x2	<-			
34	Y_delay_PAL_I	0x68A	0x7	<-	<-	<-	<-	<-	0x1	<-			
35	Y_delay_SECAM	0x68B	0x5	<-	<-	<-	<-	<-	<-	<-			
36	Y_delay_SECAM-L	0x68C	0x8	<-	<-	<-	<-	<-	0x6	<-			
37	Y_delay_AV	0x68D	0xA	<-	<-	<-	<-	<-	0x2	<-			
38	G2_Bright	0x68E	0x1A	<-	<-	0x28	0x10	0x1A	0x32	<-			
39	G2_Contrast	0x68F	0x42	<-	<-	0x42	0x42	0x42	0x42	<-			

3.7 TV SET ALIGNMENT

3.7.1 G2 ALIGNMENT

- Tune a colour bar pattern.
- Find the "G2 – SCREEN" item in service mode.
- Adjust screen volume (on FBT) to bring the cursor to central position(Green).

3.7.2 WHITE BALANCE

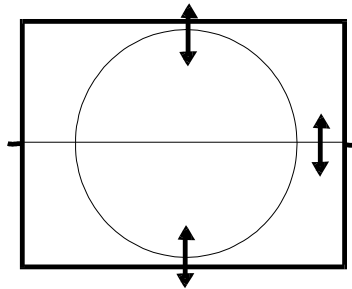
- Select a dark picture and adjust RED BIAS and GRN BIAS to the desired colour temperature.
- Select a bright picture and adjust RED, GRN and BLUE GAIN to the desired colour temperature.

3.7.3 FOCUS

Adjust the Focus volume (on FBT) to have the best resolution on screen.

3.7.4 VERTICAL GEOMETRY

Adjust V. LINEAR (linearity), S CORRECT (S. Correction), VERT SIZE (Vertical amplitude), VERT CENT (vertical centring) to compensate for vertical distortion.

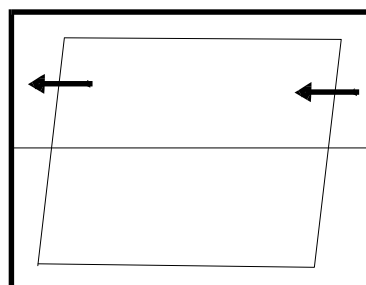


3.7.5 HORIZONTAL PICTURE CENTRING

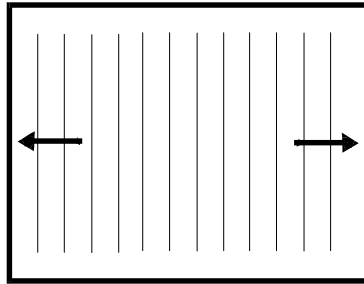
Adjust HOR CEN (Horizontal centre) to have the picture in the centre of the screen.

3.7.6 EAST / WEST CORRECTION

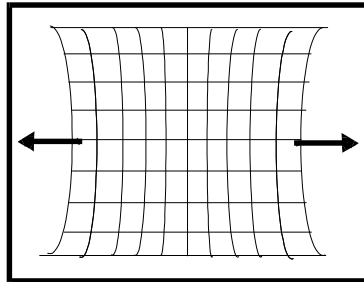
Adjust the PARABOLA, HOR WIDTH, CORNER, HOR PARAL, EW TRAPEZ, to compensate for geometrical distortion.



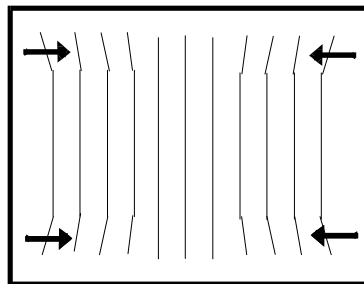
HOR PARAL



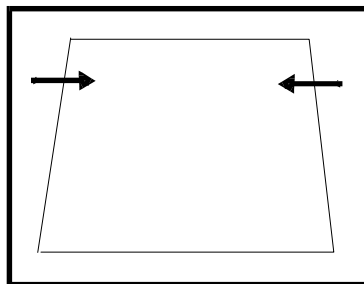
HOR WIDTH
adjust for 93% overscan.



PARABOLA



CORNER B & CORNER T



EW TRAPEZ

3.7.7 AGC

- Make sure option bits are correct for the tuner fitted on the chassis (See above how to change option bits).
- Adjust the antenna signal level at 62 dB μ V
- Tune a colour bar pattern.
- Find the "AGC" item in service mode.
- Press the key "OK" on the remote keypad and wait until AGC level stabilise to the optimum value.
- Alternatively, use "Vol Up/Dwn" keys to adjust manually to the desired Tuner Take Over Point (TOP).

4 IC DESCRIPTION

4.1 UOC^{III} Series

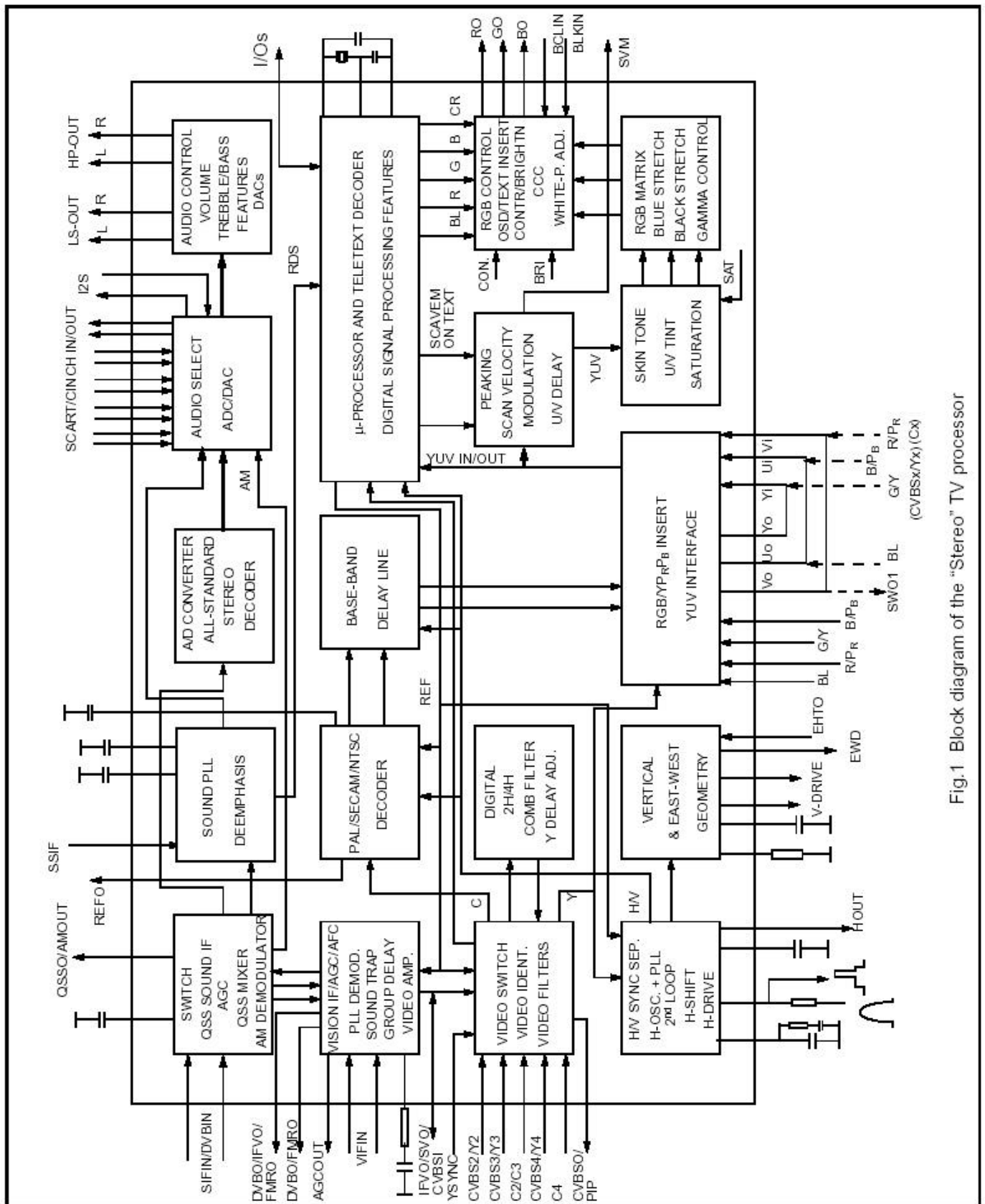
The UOC^{III} series combines the functions of a Video Signal Processor (VSP) together with a FLASH embedded TEXT/Control/Graphics μ -Controller (TCG μ -Controller) and US Closed Caption decoder. In addition the following functions can be added:

- Adaptive digital (4H/2H) PAL/NTSC combfilter
- Teletext decoder with 10 page text memory
- Multi-standard stereo decoder
- BTSC stereo decoder
- Digital sound processing circuit
- Digital video processing circuit

4.1.1 IC MARKING AND VERSION

Chassis	IC marking	OSD languages	ATSS countries	Text
CP-520A CP-520 CP-520F		BULGARIAN, CZECH, GERMAN, DANISH, SPANISH, FRENCH, FINNISH, ENGLISH, GREEK, HUNGARIAN, ITALIAN, NORWEGIAN, DUTCH, POLISH, ROMANIAN, RUSSIAN, SWEDISH, SLOVAKIAN.	Austria, Belgium, Switzerland, Czech Republic, Germany, Denmark, Spain, France, Finland, GB, Greece, Hungary, Italy, Ireland, Norway, Netherlands, Portugal, Poland, Sweden, Slovak Republic, Others	PAN-EUROPEAN LATIN, CYRILLIC, GREEK.

4.1.2. BLOCK DIAGRAM



4.1.3. PINNING

QFP 128pin	Symbol	Short Description
1	P1.5/TX	Port 1.5 or UART bus
2	P1.4/RX	port 1.4 or UART bus
3	P1.2/INT2	port 1.2 or external interrupt 2
4	VSSC3	Ground
5	VDDC3	digital supply to core (1.8V)
6	P2.5/PWM4	port 2.5 or PWM4 output
7	P2.4/PWM3	port 2.4 or PWM3 output
8	VSSC/P	digital ground for m-Controller core and periphery
9	P3.3/ADC3	port 3.3 or ADC3 input
10	P3.2/ADC2	port 3.2 or ADC2 input
11	DECV1V8	decoupling 1.8 V supply
12	VDDC1	digital supply to core (+1.8 V)
13	P3.1/ADC1	port 3.1 or ADC1 input
14	P3.0/ADC0	port 3.0 or ADC0 input
15	P2.3/PWM2	port 2.3 or PWM2 output
16	P2.2/PWM1	port 2.2 or PWM1 output
17	P2.1/PWM0	port 2.1 or PWM0 output
18	P2.0/TPWM	port 2.0 or Tuning PWM output
19	VDDP(3.3V)	supply to periphery and on-chip voltage regulator (3.3 V)
20	P1.7/SDA	port 1.7 or I2C-bus data line
21	P1.6/SCL	port 1.6 or I2C-bus clock line
22	P1.3/T1	port 1.3 or Counter/Timer 1 input
23	P0.0/I2SDI1/O	port 0.0 or I2S digital input 1 or I2S digital output
24	P0.1/I2SDO1	port 0.1 or I2S digital output 1
25	P0.2/I2SDO2	port 0.2 or I2S digital output 2
26	P0.3/I2SCLK	port 0.3 or I2S clock
27	P0.4/I2SWS	port 0.4 or I2S word select
28	VSSC2	Ground
29	VDDC2	digital supply to core (1.8 V)
30	P1.1/T0	port 1.1 or Counter/Timer 0 input
31	P1.0/INT1	port 1.0 or external interrupt 1
32	INT0/P0.5	external interrupt 0 or port 0.5 (4 mA current sinking capability for direct drive of LEDs)
33	VDDadc(1.8)	supply voltage video ADC
34	VSSadc	ground for on-chip temperature sensor
35	VDDA2(3.3)	supply voltage SDAC (3.3 V)
36	VDDA(1.8)	analogue supply for audio ADCs (1.8 V)
37	GNDA	Ground
38	VREFAD	reference voltage for audio ADCs (3.3/2 V)
39	VREFAD_POS	positive reference voltage (3.3 V)
40	VREFAD_NEG	negative reference voltage (0 V)
41	VDDA1	analog supply for TCG m-Controller and digital supply for TV-processor (+3.3 V)
42	BO	Blue output

43	GO	Green output
44	RO	Red output
45	BLKIN	black current input
46	BCLIN	beam current limiter input
47	VP3	3rd supply for TV processor
48	GND3	ground 3 for TV-processor
49	B/PBIN3	3rd B input / PB input
50	G/YIN3	3rd G input / Y input
51	R/PRIN3	3rd R input / PR input
52	INSSW3	3rd RGB / YPBPR insertion input
53	VOUT(SWO1)	V-output for YUV interface (general purpose switch output)
54	UOUT(INSSW2)	U-output for YUV interface (2nd RGB / YPBPR insertion input)
55	YOUT	Y-output (for YUV interface)
56	YSYNC	Y-input for sync separator
57	YIN (G/YIN2/CVBS-Yx)	Y-input for YUV interface (2nd G input / Y input or CVBS/YX input))
58	UIN (B/PBIN2)	U-input for YUV interface (2nd B input / PB input)
59	VIN (R/PRIN2/CX)	V-input for YUV interface (2nd R input / PR input or CX input)
60	VDDcomb	supply voltage for comb filter (5 V)
61	VSScomb	ground connection for comb filter
62	HOUT	horizontal output
63	FBISO/CSY	flyback input/sandcastle output or composite H/V timing output
64	SVM	scan velocity modulation output
65	CVBSO/PIP	CVBS / PIP output
66	AUDOUTHPR	audio output for headphone channel (right signal)
67	AUDOUTHPL	audio output for headphone channel (left signal)
68	AUDOUTLSR	audio output for audio power amplifier (right signal)
69	AUDOUTLSL	audio output for audio power amplifier (left signal)
70	C2/C3	chroma-2/3 input
71	CVBS3/Y3	CVBS3/Y3 input
72	AUDIOIN3R	audio 3 input (right signal)
73	AUDIOIN3L	audio 3 input (left signal)
74	CVBS2/Y2	CVBS2/Y2 input
75	AUDIOIN2R	audio 2 input (right signal)
76	AUDIOIN2L	audio 2 input (left signal)
77	C4	chroma-4 input
78	CVBS4/Y4	CVBS4/Y4 input
79	AUDIOIN4R	audio-4 input (right signal)
80	AUDIOIN4L	audio-4 input (left signal)
81	IFVO/SVO/CVBSI (2)	IF video output / selected CVBS output / CVBS input
82	VP2	2nd supply voltage TV processor (+5 V)
83	AGC2SIF	AGC capacitor second sound IF
84	VCC8V	8 Volt supply for audio switches
85	DVBO/FMRO (2)	Digital Video Broadcast output / FM radio output
86	DVBO/IFVO/FMRO (2)	Digital Video Broadcast output / IF video output / FM radio output

87	SIFAGC/DVBAGC (2)	AGC sound IF / internal-external AGC for DVB applications
88	PLLIF	IF-PLL loop filter
89	GND2	ground 2 for TV processor
90	QSSO/AMOUT/AUDEE M (2)	QSS intercarrier output / AM output / deemphasis (front-end audio out)
91	DECSDEM	decoupling sound demodulator
92	AUDOUTSR	audio output for SCART/CINCH (right signal)
93	AUDOUTSL	audio output for SCART/CINCH (left signal)
94	AUDIOIN5R	audio-5 input (right signal)
95	AUDIOIN5L	audio-5 input (left signal)
96	AVL/SWO/SSIF/ REFO/REFIN (2)	Automatic Volume Levelling / switch output / sound IF input / subcarrier reference output / external reference signal input for I signal mixer for DVB operation
97	EHTO	EHT/overvoltage protection input
98	AGCOUT	tuner AGC output
99	SIFIN2/DVBIN2 (2)	SIF input 2 / DVB input 2
100	SIFIN1/DVBIN1 (2)	SIF input 1 / DVB input 1
101	GNDIF	ground connection for IF amplifier
102	IREF	reference current input
103	VSC	vertical sawtooth capacitor
104	VIFIN2	IF input 2
105	VIFIN1	IF input 1
106	VDRA	vertical drive A output
107	VDRB	vertical drive B output
108	EWD/AVL (1)	East-West drive output or AVL capacitor
109	DECBG	bandgap decoupling
110	SECPLL	SECAM PLL decoupling
111	GND1	ground 1 for TV-processor
112	PH1LF	phase-1 filter
113	PH2LF	phase-2 filter
114	VP1	1st supply voltage TV-processor (+5 V)
115	DECDIG	decoupling digital supply
116	VGUARD/SWIO	V-guard input / I/O switch (e.g. 4 mA current sinking capability for direct drive of LEDs)
117	VSSA1	Ground
118	XTALOUT	crystal oscillator output
119	XTALIN	crystal oscillator input
120	VREF_POS_HPR	positive reference voltage SDAC (3.3 V)
121	VREF_NEG_HPL+HPR	negative reference voltage SDAC (0 V)
122	VREF_POS_LSR+HPR	positive reference voltage SDAC (3.3 V)
123	VREF_NEG_LSL+HPL	negative reference voltage SDAC (0 V)
124	VREF_POS_LSL	positive reference voltage SDAC (3.3 V)
125	VDDA3(3.3V)	supply (3.3 V)
126	VDDC4	digital supply to SDACs (1.8V)
127	VSSC4	Ground
128	VSSP2	Ground

4.1.4 FEATURES

Analogue Video Processing (all versions)

- Multi-standard vision IF circuit with alignment-free PLL demodulator
- Internal (switchable) time-constant for the IF-AGC circuit
- Switchable group delay correction and sound trap (with switchable centre frequency) for the demodulated CVBS signal
- DVB/VSF IF circuit for preprocessing of digital TV signals.
- Video switch with 3 external CVBS inputs and a CVBS output. All CVBS inputs can be used as Y-input for Y/C signals. However, only 2 Y/C sources can be selected because the circuit has 2 chroma inputs. It is possible to add an additional CVBS(Y)/C input (CVBS/YX and CX) when the YUV interface and the RGB/YPRPB input are not needed.
- Automatic Y/C signal detector
- Adaptive digital (4H/2H) PAL/NTSC comb filter for optimum separation of the luminance and the chrominance signal.
- Integrated luminance delay line with adjustable delay time
- Picture improvement features with peaking (with switchable centre frequency, depeaking, variable positive/negative peak ratio, variable pre-/overshoot ratio and video dependent coring), dynamic skin tone control, gamma control and blue- and black stretching. All features are available for CVBS, Y/C and RGB/YPBPR signals.
- Switchable DC transfer ratio for the luminance signal
- Only one reference (24.576 MHz) crystal required for the TCG m-Controller, digital sound processor, Teletext and the colour decoder
- Multi-standard colour decoder with automatic search system and various “forced mode” possibilities
- Internal base-band delay line
- Indication of the Signal-to-Noise ratio of the incoming CVBS signal
- Linear RGB/YPBPR input with fast insertion.
- YUV interface. When this feature is not required some pins can be used as additional RGB/YPBPR input. It is also possible to use these pins for additional CVBS (or Y/C) input (CVBS/YX and CX).
- Tint control for external RGB/YPBPR signals
- Scan Velocity Modulation output. The SVM circuit is active for all the incoming CVBS, Y/C and RGB/YPBPR signals. The SVM function can also be used during the display of teletext pages.
- RGB control circuit with ‘Continuous Cathode Calibration’, white point and black level off-set adjustment so that the colour temperature of the dark and the light parts of the screen can be chosen independently.
- Contrast reduction possibility during mixed-mode of OSD and Text signals
- Adjustable ‘wide blanking’ of the RGB outputs
- Horizontal synchronization with two control loops and alignment-free horizontal oscillator
- Vertical count-down circuit
- Vertical driver optimized for DC-coupled vertical output stages
- Horizontal and vertical geometry processing with horizontal parallelogram and bow correction and horizontal and vertical zoom
- Low-power start-up of the horizontal drive circuit

Analogue video processing (stereo versions)

- The low-pass filtered ‘mixed down’ I signal is available via a single ended or balanced output stage.

Analogue video processing (mono versions)

- The low-pass filtered ‘mixed down’ I signal is available via a single ended output stage

Digital Video Processing (some versions)

- Double Window mode applications. It is possible to display a video and a text window or 2 text

windows in parallel.

- Linear and non-linear horizontal scaling of the video signal to be displayed.

Sound Demodulation (all versions)

- Separate SIF (Sound IF) input for single reference QSS (Quasi Split Sound) demodulation.
- AM demodulator without extra reference circuit
- The mono intercarrier sound circuit has a selective FM-PLL demodulator which can be switched to the different FM sound frequencies (4.5/5.5/6.0/6.5 MHz). The quality of this system is such that the external band-pass filters can be omitted. In the stereo versions of UOCIII the use of this demodulator is optional for special applications. Normally the FM demodulators of the stereo demodulator/decoder part are used (see below).
- The FM-PLL demodulator can be set to centre frequencies of 4.72/5.74 MHz so that a second sound channel can be demodulated. In such an application it is necessary that an external bandpass filter is inserted.
- The vision IF and mono intercarrier sound circuit can be used for the demodulation of FM radio signals. With an external FM tuner also signals with an IF frequency of 10.7 MHz can be demodulated.
- Switch to select between 2nd SIF from QSS demodulation or external FM (SSIF)

Audio Interfaces and switching (stereo versions with Audio DSP)

- Audio switch circuit with 4 stereo inputs, a stereo output for SCART/CINCH, 1 stereo output for HEADPHONE. The headphone channel has an analogue volume control circuit for the L and R channel. Finally 1 stereo SPEAKER output with digital controls.
- AVL (Automatic Volume Levelling) circuit for the headphone channel.
- Digital input crossbar switch for all digital signal sources and destinations
- Digital output crossbar for exchange of channel processing functionality
- Digital audio input interface (stereo I2S input interface)
- Digital audio output interface (stereo I2S output interface)

Audio interfaces and switching (AV stereo versions without Audio DSP)

- Audio switch circuit with 4 stereo inputs, a stereo output for SCART/CINCH and a stereo SPEAKER output with analogue volume control.
- Analogue mono AVL circuit at left audio channel

Audio interfaces and switching (mono versions)

- Audio switch circuit with 4 external audio (mono) inputs and a volume controlled output
- AVL circuit

Stereo Demodulator and Decoder (full stereo versions)

- Demodulator and Decoder Easy Programming (DDEP)
- Auto standard detection (ASD)
- Static Standard Selection (SSS)
- DQPSK demodulation for different standards, simultaneously with 1-channel FM demodulation
- NICAM decoding (B/G, I, D/K and L standard)
- Two-carrier multistandard FM demodulation (B/G, D/K and M standard)
- Decoding for three analog multi-channel systems (A2, A2+ and A2*) and satellite sound
- Adaptive de-emphasis for satellite FM
- Optional AM demodulation for system L, simultaneously with NICAM
- Identification A2 systems (B/G, D/K and M standard) with different identification time constants
- FM pilot carrier present detector
- Monitor selection for FM/AM DC values and signals, with peak and quasi peak detection option
- BTSC MPX decoder
- SAP decoder
- dbx®noise reduction (4)
- Japan (EIAJ) decoder
- FM radio decoder
- Soft-mute for DEMDEC outputs DEC, MONO and SAP

- FM overmodulation adaptation option to avoid clipping and distortion

Audio Multi Channel Decoder (stereo versions with Audio DSP)

- Dolby®Pro Logic®(DPL) (1)
- Five channel processing for Main Left and Right, Subwoofer, Centre and Surround. To exploit this feature an external DAC is required.

Volume and tone control for loudspeakers (stereo versions with Audio DSP)

- Automatic Volume Level (AVL) control
- Smooth volume control
- Master volume control
- Soft-mute
- Loudness
- Bass, Treble
- Dynamic Bass Boost (DBB) (2)
- Dynamic Virtual Bass (DVB) (3)
- BBE®Sound processing (4)
- Graphic equalizer
- Processed or non processed subwoofer
- Programmable beeper

Reflection and delay for loudspeaker channels (stereo versions with Audio DSP)

- Dolby®Pro Logic®Delay (1)
- Pseudo hall/matrix function

Psycho acoustic spatial algorithms, downmix and split in loudspeaker channels (stereo versions with Audio DSP)

- Extended Pseudo Stereo (EPS) (5)
- Extended Spatial Stereo (ESS) (6)
- Virtual Dolby®Surround (VDS 422,423) (1)
- SRS 3D and SRS TruSurround®(4)

RDS/RBDS

- Demodulation of the European Radio Data system (RDS) or the USA Radio Broadcast Data System (RBDS) signal
- RDS and RBDS block detection
- Error detection and correction
- Fast block synchronisation
- Synchronisation control (flywheel)
- Mode control for RDS/RBDS processing
- Different RDS/RBDS block information output modes

m-Controller

- 80C51 m-controller core standard instruction set and timing
- 0.4883 ms machine cycle
- maximum of 256k x 8-bit flash programmable ROM
- maximum of 8k x 8-bit Auxiliary RAM
- 12-level Interrupt controller for individual enable/disable with two level priority
- Two 16-bit Timer/Counter registers
- One 24-bit Timer (16-bit timer with 8-bit Pre-scaler)
- WatchDog timer
- Auxiliary RAM page pointer
- 16-bit Data pointer
- Stand-by, Idle and Power Down modes
- 24 general I/O
- 14 bits PWM for Voltage Synthesis Tuning
- 8-bit A/D converter with 4 multiplexed inputs

- 5 PWM (6-bits) outputs for analogue control functions
- Remote Control Pre-processor (RCP)
- Universal Asynchronous Receiver Transmitter (UART)

Data Capture

- Text memory up to 10 pages
- Inventory of transmitted Teletext pages stored in the Transmitted Page Table (TPT) and Subtitle Page Table (SPT)
- Data Capture for US Closed Caption
- Data Capture for 525/625 line WST, VPS (PDC system A) and Wide Screen Signalling (WSS) bit decoding
- Automatic selection between 525 WST/625 WST
- Automatic selection between 625 WST/VPS on line 16 of VBI
- Real-time capture and decoding for WST Teletext in Hardware, to enable optimized m-processor throughput
- Automatic detection of FASTEXT transmission
- Real-time packet 26 engine in Hardware for processing accented, G2 and G3 characters
- Signal quality detector for video and WST/VPS data types
- Comprehensive teletext language coverage
- Vertical Blanking Interval (VBI) data capture of WST data

Display

- Teletext and Enhanced OSD modes
- Features of level 1.5 WST and US Close Caption
- 50Hz/60Hz display timing modes
- Two page operation for 16:9 screens
- Serial and Parallel Display Attributes
- Single/Double/Quadruple Width and Height for characters
- Smoothing capability of both Double Size, Double Width & Double Height characters
- Scrolling of display region
- Variable flash rate controlled by software
- Soft colours using CLUT with 4096 colour palette
- Globally selectable scan lines per row (9/10/13/16/) and character matrix [12x9, 12x10, 12x13, 12x16, 16x18, (VxH)]
- Fringing (Shadow) selectable from N-S-E-W direction
- Fringe colour selectable
- Contrast reduction of defined area
- Cursor
- Special Graphics Characters with two planes, allowing four colours per character
- 64 software redefinable On-Screen display characters
- 4 WST Character sets (G0/G2) in single device (e.g. Latin, Cyrillic, Greek, Arabic)
- G1 Mosaic graphics, Limited G3 Line drawing characters
- WST Character sets and Closed Caption Character set in single device
- SVM for Text

4.2 TDA8946J STEREO AUDIO AMPLIFIER

The TDA 8946J is a dual-channel audio power amplifier with an output power of 2 x 15 W at an 8 Ω load and a 18 V supply. The circuit contains two Bridges Tied Load (BTL) amplifiers with an

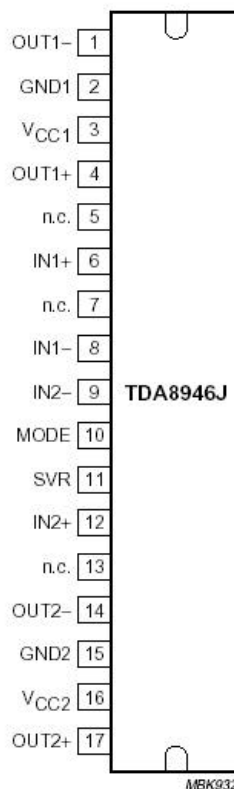
all-NPN output stage and standby/mute logic. The TDA8946J comes in a 17-pin DIL-bent-SIL(DBS) power package.

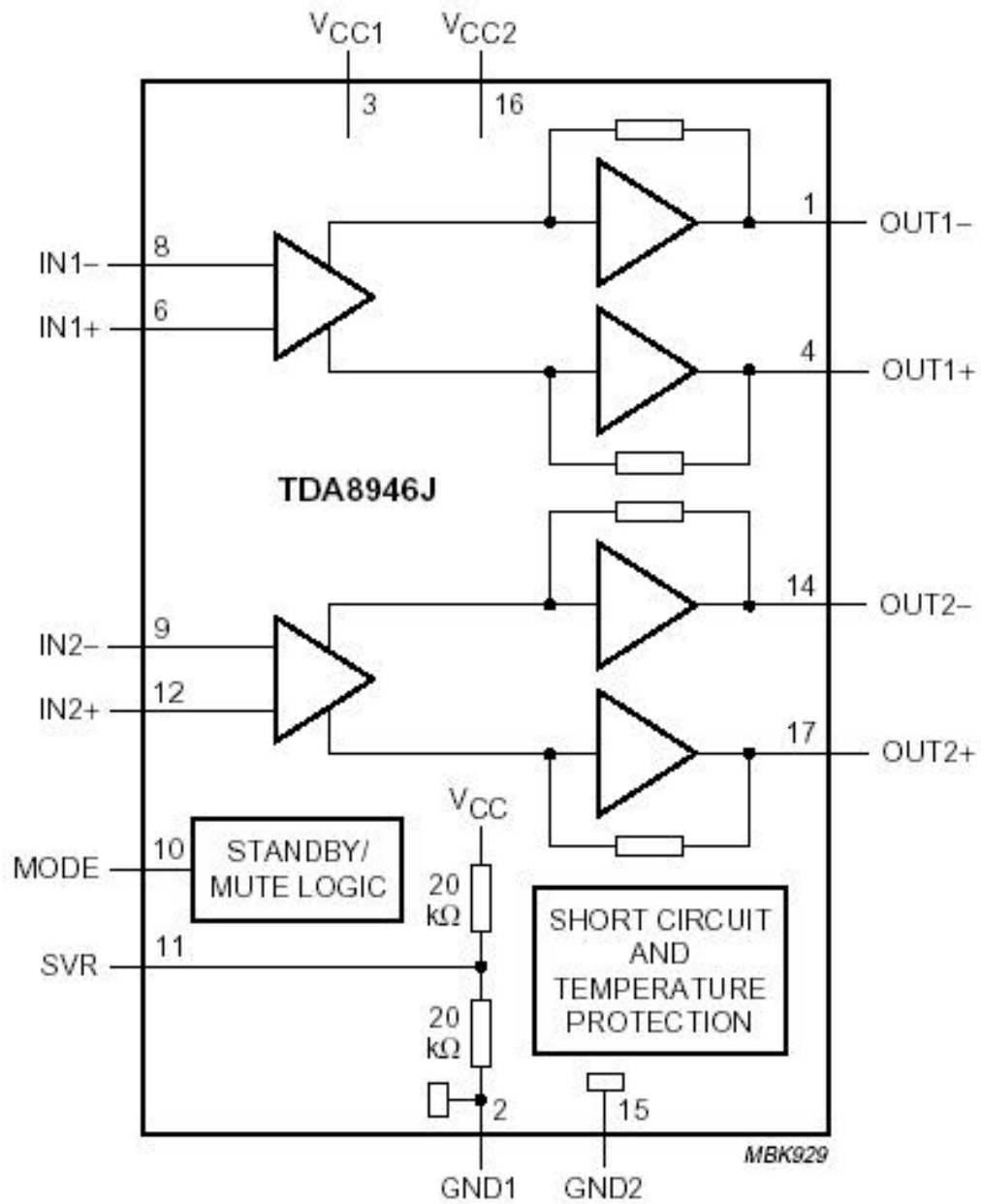
4.2.1 FEATURES

- Few external components
- Fixed gain
- Standby and mute mode
- No on/off switching plops
- Low standby current
- High supply voltage ripple rejection
- Outputs short-circuit protected to ground, supply and across the load
- Thermally protected

Pin description

Pin	Symbol	Description
1	OUT1-	negative loudspeaker terminal 1
2	GND1	ground channel 1
3	Vcc1	supply voltage channel 1
4	OUT1+	positive loudspeaker terminal 1
5	n.c.	not connected
6	IN1+	positive input1
7	n.c.	not connected
8	IN1-	negative input1
9	IN2-	negative input2
10	MODE	mode selection input
11	SVR	half supply voltage decoupling (ripple rejection)
12	IN2+	positive input2





Block diagram TDA8946J

4.3 TDA8358J VERTICAL AMPLIFIER

The TDA8358J are power circuit for use in 90° and 110° colour deflection systems for field frequencies of 25 to 200Hz field frequencies, and for 4:3 and 16/9 picture tubes. The IC contains a vertical deflection output circuit, operating as a high efficiency class G system. The full bridge output circuit allows DC coupling of the deflection coil in combination with single positive supply voltages.

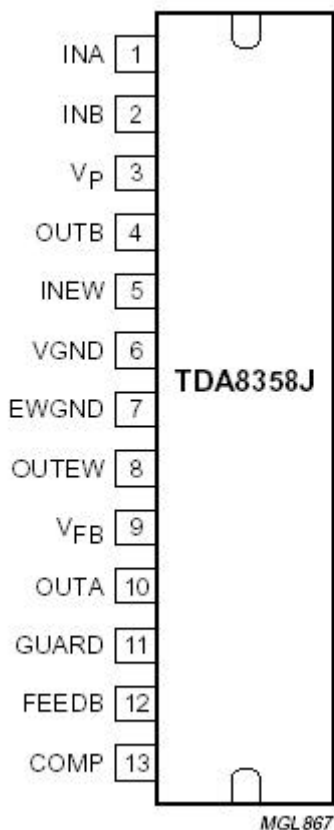
The east-west output stage is able to supply the sink current for a diode modulator circuit.

The IC is constructed in a Low Voltage DMOS(LVDMOS) process that combines bipolar, CMOS and DMOS devices. DMOS transistors are used in the output stage because of the absence of second breakdown.

4.3.1 TDA8358J

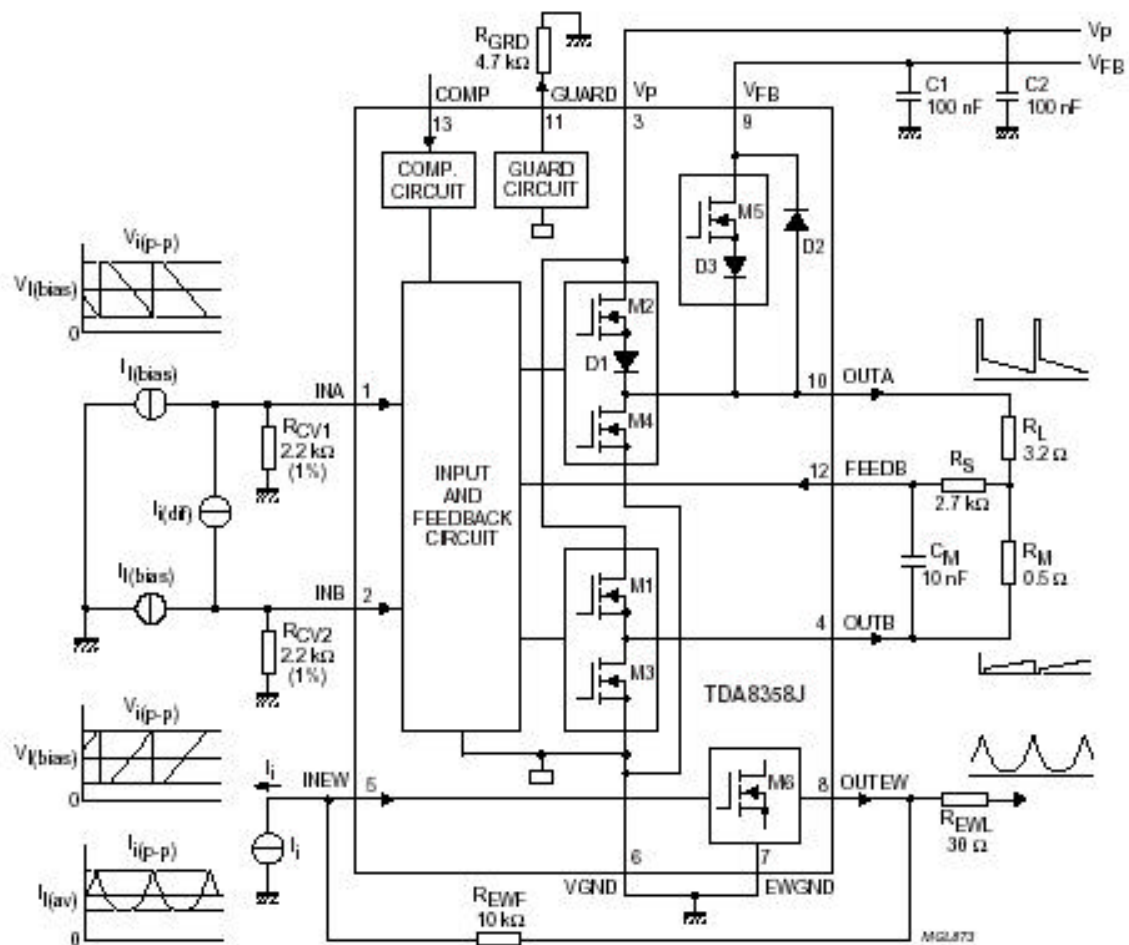
Features :

- Few external components
- Highly efficient fully DC-coupled vertical bridge output circuit
- Vertical flyback switch with short rise and fall times
- Built-in guard circuit
- Thermal protection circuit
- Improved EMC performance due to differential inputs
- East-west output stage



Pinning

Pin	Symbol	Description
1	INA	Positive vertical input
2	INB	Negative vertical input
3	V _P	Supply voltage
4	OUTB	Vertical output voltage B
5	INEW	East-west input voltage
6	VGND	Vertical ground
7	EWGND	East-west ground
8	OUTEW	East-west output voltage
9	V _{FB}	Flyback supply voltage
10	OUTA	Vertical output voltage A
11	GUARD	Guard output voltage
12	FEEDB	Input measuring resistor
13	COMP	Input compensation current



Block diagram TDA8358J

4.4 TDA6107AJF

The TDA6107AJF includes three video output amplifiers and is intended to drive the three cathodes of a colour CRT directly. The device is contained in a plastic DIL-bent-SIL 9-pin medium power(DBS9MPF) package, and uses high-voltage DMOS technology.

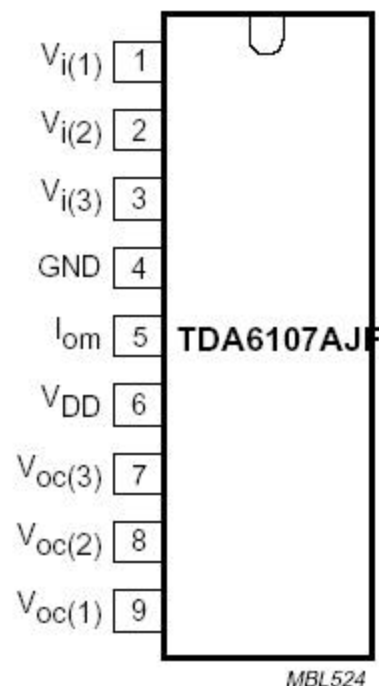
To obtain maximum performance, the amplifier should be used with black-current control.

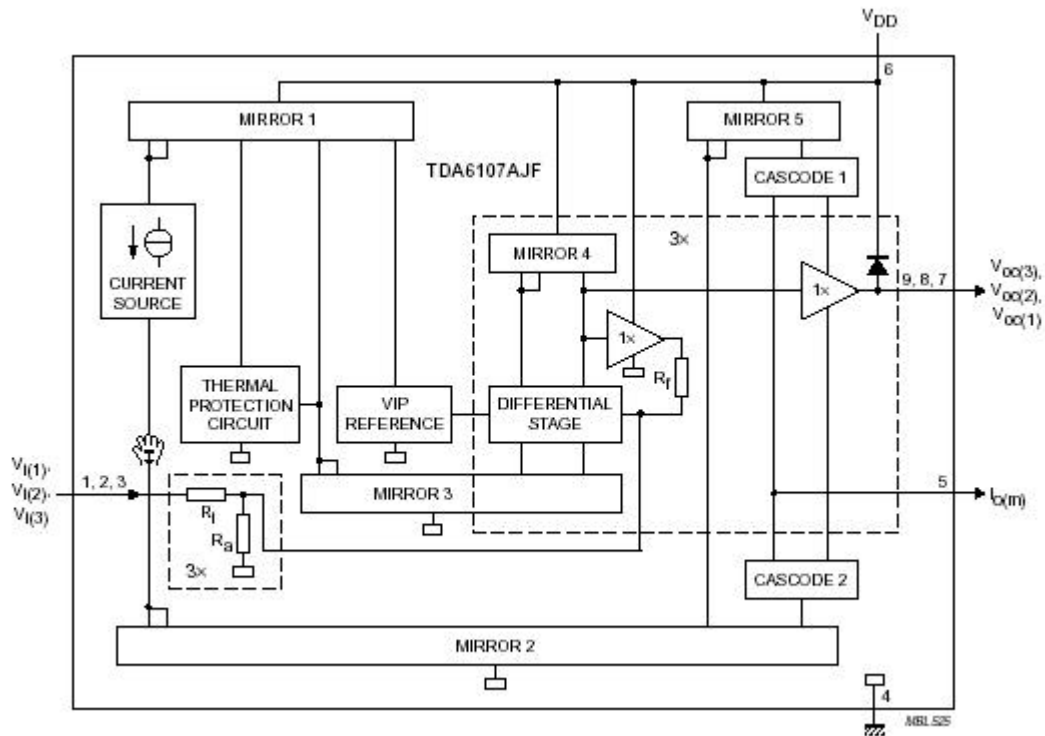
4.4.1 Features

- Typical bandwidth of 5.5 MHz for an output signal of 60 Vpp
- High slew rate of 900V/ μ s
- No external components required
- Very simple application
- Single supply voltage of 200V
- Internal reference voltage of 2.5 V
- Fixed gain of 81.
- Black-current stabilisation (BCS) circuit with voltage window from 1.8 to 6 V and current window from 100uA to -10mA
- Thermal protection
- Internal protection against positive flashover discharges appearing on the CRT

4.4.2 Pin description

Pin	Symbol	Description
1	$V_{i(1)}$	inverting input 1
2	$V_{i(2)}$	inverting input 2
3	$V_{i(3)}$	inverting input 3
4	GND	ground (fin)
5	I_{om}	black current measurement output
6	V_{DD}	supply voltage
7	$V_{OC(3)}$	cathode output 3
8	$V_{OC(2)}$	cathode output 2
9	$V_{OC(1)}$	cathode output 1





Block diagram TDA6107AJF

4.5 24WC16 - 16 KB EEPROM

Features :

- 16 Kbit serial I2C bus EEPROM
- 400KHz I2C Bus Compatible
- supply voltage : 1.8 V to 6.0 V
- Low Power CMOS Technology
- 1 Million Erase/Write cycles (minimum)
- 100 year data retention (minimum)

Pin description

Pin No.	Name	Description
1, 2, 3	A0, A1, A2	Device address – not used
5	SDA	Serial Data/Address Input/Output
6	SCL	Serial clock
7	WP	Write control
8	Vcc	Supply voltage
4	Vss	Ground

The memory device is compatible with the I2C memory standard. This is a two wire serial interface that uses a bi-directional data bus and serial clock. The memory carries a built-in 4-bit unique device type identifier code (1010) in accordance with the I2C bus definition.

Serial Clock (SCL)

The SCL input is used to strobe all data in and out of the memory.

Serial Data (SDA)

The SDA pin is bi-directional, and is used to transfer data in or out of the memory.

4.6 STR - F6653

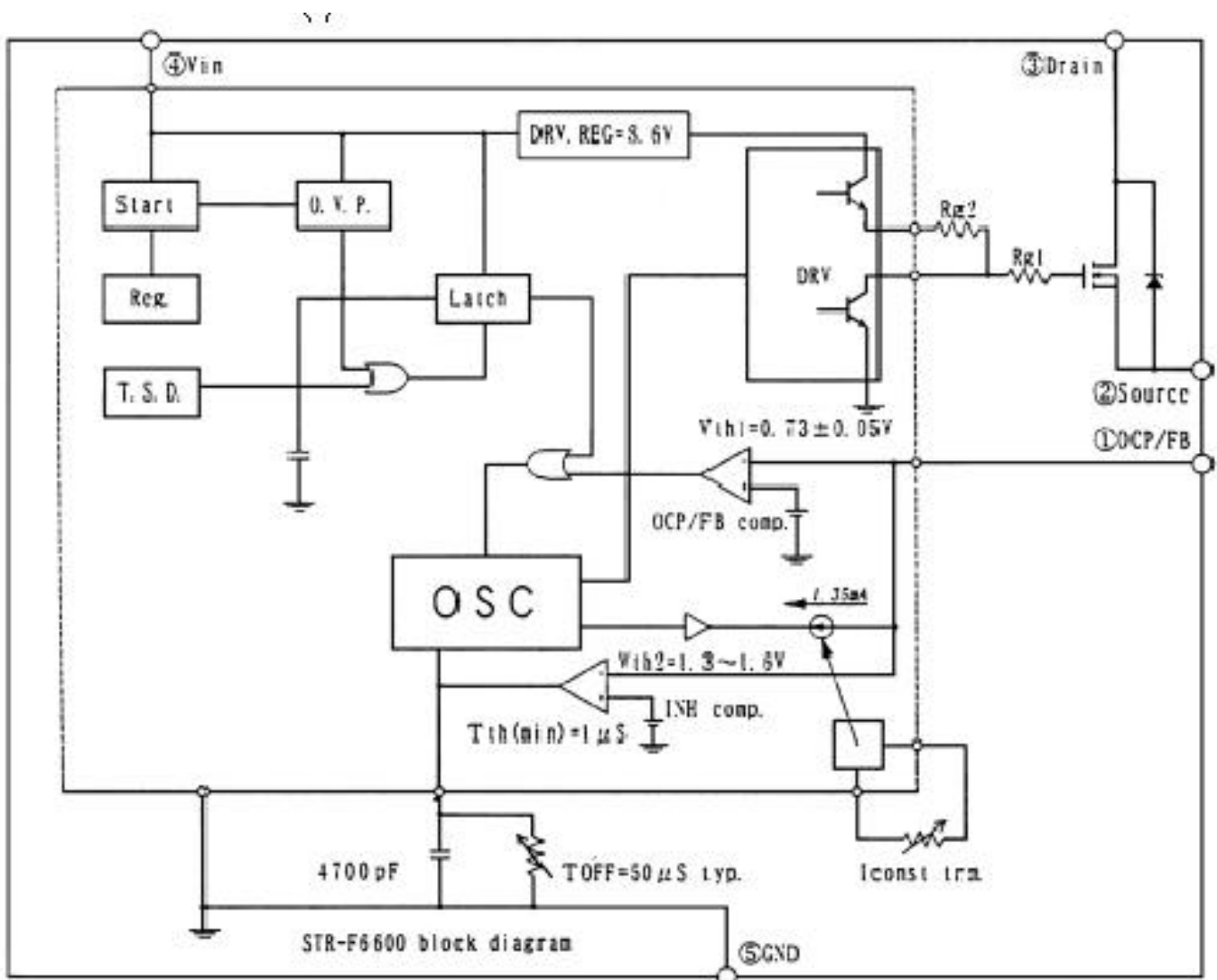
4.6.1 GENERAL DESCRIPTION

The STR-F6653 is an hybrid IC with a build-in MOSFET and control IC, designed for flyback converter type switch mode power supply applications.

4.6.2 FEATURES

- Small SIP fully isolated moulded 5 pins package
- Many protection functions :
 - ❖ Pulse-by-pulse overcurrent protection (OCP)
 - ❖ Overvoltage protection with latch mode (OVP)
 - ❖ Thermal protection with latch mode (TSD)

4.6.3 BLOCK DIAGRAM



4.6.4 PIN DESCRIPTION

PIN	NAME	SYMBOL	DESCRIPTION
1	Overcurrent feedback	O.C. P/E.B.	Input of over current detection signal and feedback signal
2	Source	S	Mosfet source
3	Drain	D	Mosfet drain
4	Supply	V _{IN}	Input of power supply for control circuit
5	Ground	GND	Ground

4.6.5 CONTROL PART - ELECTRICAL CHARACTERISTICS

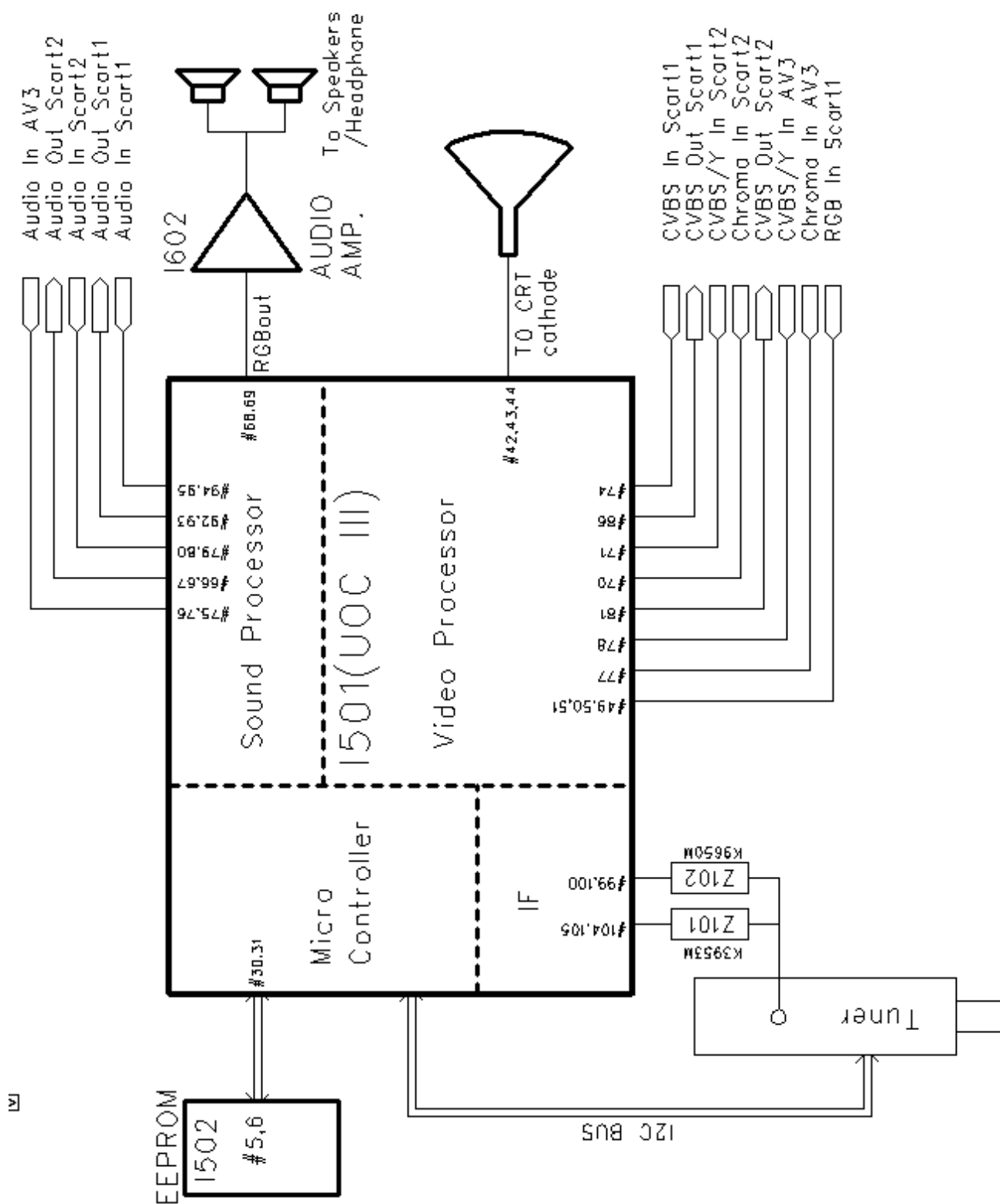
DESCRIPTION	IC PIN NUMBER	SYMBOL	RATING			UNIT
			MIN.	TYPE	MAX	
Operation start voltage	4-5	V _{IN} (on)	14.4	16	17.6	V
Operation stop voltage	4-5	V _{IN} (off)	9	10	11.1	V
Circuit current in operation	4-5	I _{IN} (on)	-	-	30	mA
Circ. current in non-operation	4-5	I _{IN} (off)	-	-	100	μA
Maximum off time	-	T _{OFF} (max)	45	-	55	μSEC
Minimum time for input of quasi resonant signals	1-5	T _{TH} (2)	-	-	1.0	μSEC
Minimum off time	-	T _{OFF} (min)	-	-	1.5	μSEC
O.C.P./F.B. terminal threshold voltage 1	1-5	V _{TH} (1)	0.68	0.73	0.78	V
O.C.P./F.B. terminal threshold voltage 2	1-5	V _{TH} (2)	1.3	1.45	1.6	V
O.C.P./F.B. terminal extraction current	1-2	I _{OCP/FB}	1.2	1.35	1.5	mA
OVP operation voltage	4-5	V _{IN} (OVP)	20.5	22.5	24.5	V
Latch circuit sustaining voltage	4-5	I _{IN} (H)	-	-	400	μA
Latch circuit release voltage	4-5	V _{IN} (Loff)	6.6	-	8.4	V
Thermal shutdown operating temperature	-	T _J (TSD)	140	-	-	°C

4.6.6 MOSFET ELECTRICAL CHARACTERISTICS

DESCRIPTION	IC PIN NUMBER	SYMBOL	RATING			UNIT
			MIN.	TYPE	MAX	
Drain-to-source break down voltage	3-2	V_{DSS}	650	-	-	V
Drain leakage current	3-2	I_{DSS}	-	-	300	μA
On-resistance	3-2	$R_{DS(on)}$	-	-	1.95	Ω
Switching time	3-2	t_f	-	-	250	noec
Thermal resistance	-	$O_{CH} - F$	-	-	0.95	$^{\circ}C/W$

5 CIRCUIT DESCRIPTION

5.1 BLOCK DIAGRAM



5.2 FUNCTIONAL DESCRIPTION OF VIDEO PROCESSOR

5.2.1 Vision IF amplifier

The vision IF amplifier can demodulate signals with positive and negative modulation. The PLL demodulator is completely alignment-free.

The VCO of the PLL circuit is internal and the frequency is fixed to the required value by using the clock frequency of the TCG u-Controller as a reference. The setting of the various frequencies (e.g. 38, 38.9, 45.75 and 58.75MHz) can be made via the control bits IFA-IFC in subaddress 2FH. Because of the internal VCO the IF circuit has a high immunity to EMC interferences.

The output of the AFC detector can be read from output byte 04H and has a resolution of 7bit(25kHz per step). By means of this information a fast tuning algorithm can be designed.

The IC contains a group delay correction circuit which can be switched between the BG and a uncompensated group delay response characteristic. This has the advantage that in multi-standard receivers no compromise has to be made for the choice of the SAW filter. This group delay correction is realised for the demodulated CVBS output signal. The IC contains in addition a sound trap circuit with a switchable centre frequency.

5.2.2 QSS sound circuit

The sound IF amplifier is similar to the vision IF amplifier and has an external AGC decoupling capacitor.

The single reference QSS mixer is realised by a multiplier. In this multiplier the SIF signal is converted to the intercarrier frequency by mixing it with the regenerated picture carrier from the VCO. The mixer output signal is supplied to the output via a high-pass filter for attenuation of the residual video signals. With this system a high performance hi-fi stereo sound processing can be achieved.

The AM sound demodulator is realised by a multiplier. The modulated sound IF signal is multiplied in phase with the limited SIF signal. The demodulator output signal is supplied to the output via a low-pass filter for attenuation of the carrier harmonics.

Switching between the QSS output and AM output is made by means of the AM bit in subaddress 33H.

5.2.3 FM demodulator

The FM demodulator is realised as a narrow-band PLL with internal loop filter, which provides the necessary selectivity without using an external band-pass filter. To obtain a good selectivity a linear phase detector and a constant input signal amplitude are required. For this reason the intercarrier signal is internally supplied to the demodulator via a gain controlled amplifier and AGC circuit. To improve the selectivity an internal bandpass filter is connected in front of the PLL circuit.

The nominal frequency of the demodulator is tuned to the required frequency (4.5/5.5/6.0/6.5 MHz) by means of a calibration circuit which uses the clock frequency of the TCG(1)-Controller as a reference. It is also possible to frequencies of 4.72 and 5.74Mhz so that a second sound channel can be demodulated. In the latter application an external bandpass filter has to be

applied to obtain sufficient selectivity (the sound input can be activated by means of the setting of CMB2-CMB0 bits in subaddress 4AH). The setting to the wanted frequency is realised by means of the control bits FMA, FMB and FMC in the control bit 33H.

From the output status bytes it can be read whether the PLL frequency is inside or outside the window and whether the PLL is in lock or not. With this information it is possible to make an automatic search system for the incoming sound frequency. This can be realised by means of a software loop which switches the demodulator to the various frequencies and then select the frequency on which a lock condition has been found.

The amplitude deemphasis output signal changed with 6dB by means of the AGN bit. In this way output signal differences between the 4.5 MHz standard (frequency deviation 25 kHz) and the other standards (frequency deviation 50 kHz) can be compensated.

5.2.4 Audio input selector and volume control

5.2.4.1 STEREO AND AV STEREO VERSIONS

The audio input selector circuit has 4 external stereo inputs, a stereo output for SCART/CINCH and stereo outputs for headphone and audio power amplifiers. The selection is made with the bits SAS2/0, SO2/0 and HPO2/0. AV stereo versions without Audio DSP have no headphone output. The input signal selection for the volume controlled audio output is realised by the HPO2/0 bits.

The gain from an external audio input to each of the (non-controlled) analog output is 0 or +6dB (controlled by the DSG bit). A supply voltage of 5V allows input and output amplitude of 1VRMS full scale, as required to comply with the SCART specification, the audio supply voltage must be 8V. In that case the gain of the audio amplifier must be doubled. This can be realised with the DSG bit in subaddress 32H.

The circuit contains an analogue stereo volume control circuit with a control range of about 70dB. This volume control circuit is used for the headphone channel (stereo versions with Audio DSP) or for the main channel (AV stereo versions without Audio DSP). The analogue control circuit also contains an Automatic Volume Levelling (AVL) function. When this function is activated it stabilises the audio output signal to a certain level so that big fluctuations of the output power are prevented.

5.2.4.2 MONO VERSIONS

The audio input selector circuit has 4 inputs for mono signals. The selection is made with the HPO2/0 bits.

The circuit contains an analogue volume control circuit with a control range of about 70dB and an AVL circuit.

5.2.5 CVBS and Y/C input signal selection

5.2.5.1 ALL VERSIONS

The ICs have 3 inputs for external CVBS signals. All CVBS inputs can be used as Y input for the insertion of Y/C signals. However, the CVBS(Y)2 input has to be combined with the C3 input. It is possible to add an extra CVBS(Y/C) input via the pins which are intended to be used for YUV interface (or RGB/YPrPb input). The selection of this additional CVBS(Y/C) input is made via the YC bit.

The function of the IFVO/SVO/CVBSI pin is determined by the SVO1/SVO0 bits. When used as output a selection can be made between the IF video output signal or the selected CVBS signal (monitor out). This pin can also be used as additional CVBS input. This signal is inserted in front of the group delay / sound trap circuit. It is also possible to use the group delay and sound trap circuit for the CVBS2 signal (via the CV2 bit).

For the CVBS(Y/C) inputs the circuit can detect whether a CVBS or Y/C signal is present on the input. The result can be read from the status register (YCD bit in subaddress 03H) and this information can be used to put the input switch in the right position (by means of the INA-IND bits in subaddress 38H). The Y/C detector is only active for the CVBS(Y)3/C3, CVBS(Y)4/C4 and CVBS(Y)x/Cx inputs. It is not active for the CVBS(Y)2/C3 input.

The video ident circuit can be connected to all video input signals. This ident circuit is independent of the synchronisation and can be used to switch the synchronisation and can be used to switch the presence of a video signal (via the VID bit). In this way a very stable OSD can be realised. The result of the video ident circuit can be read from the output bit SID (subaddress 00).

5.2.6 Synchronisation circuit

The IC contains separator circuits for the horizontal and vertical sync pulses. To obtain an accurate timing of the displayed picture the input signal of the sync separator is not derived from the various CVBS/Y or RGB/YPrPb inputs but from the YOUT pin. For this reason the YOUT pin must be capacitively coupled to the YSYNC pin. The delay between the various inputs and the YOUT signal can have rather large differences (e.g. comb filter active or not). By choosing the YOUT signal as input signal for the sync separator these delays have no effect on the picture position. Only for RGB signals without sync on green the input of the sync separator has to be connected to one of the CVBS inputs. This selection is made by means of the SYS bit.

The horizontal drive signal is obtained from an internal VCO which is running at a frequency of 25 MHz. This oscillator is stabilised to this frequency by using the clock signal coming from the reference oscillator of the TCG -Controller.

To obtain a stable On-Screen-Display (OSD) under all conditions it is important that the first control loop is switched off or set to low gain when no signal is available at the input. The input signal condition is detected by the video identification circuit. The video identification circuit can automatically switch first control loop to a low gain when no input signal is available. This mode is obtained when the VID bit is set to "0". When the VID bit is "1" the mode of the first control loop can be switched by means of the FOA/FOB or POC bits.

For a good performance during normal TV reception (display of the front-end signal) various connections are active between the vision IF amplifier and the synchronisation circuit (e.g. gating pulses for the AGC detector and noise gating of the sync separator). These connections are not allowed when external video signals are displayed. The switching of these connections can be coupled to the input signal selection bits (INA-IND). This mode is obtained when the VDXEN bit is "0". Due to the input signal selector configuration it is possible that the internal CVBS signal is

available on one of the other CVBS inputs. In this condition the connections between the vision IF amplifier and the synchronisation circuit can be switched on and off by means of the VDX bit. The VDXEN bit must be set to "1" for this mode.

The vertical synchronisation is realised by means of a divider circuit.

5.2.7 Horizontal and vertical drive

The horizontal drive is switched on and off via the soft start/stop procedure. The soft start function is realised by means of variation of the TON of the horizontal drive pulses. During the soft-stop period the horizontal output frequency is doubled resulting in a reduction of the EHT so that the picture tube capacitance can easily be discharged. In addition the horizontal drive circuit has a 'low-power start-up' function.

The vertical ramp generator needs an external resistor and capacitor. For the vertical drive a differential output current is available. The outputs must be DC coupled to the vertical output stage.

The IC has the following geometry control functions:

- Vertical amplitude
- Vertical slope
- S-correction
- Vertical shift
- Vertical zoom
- Vertical scroll
- Vertical linearity correction. When required the linearity setting for the upper and lower part of the screen can have a different setting.
- Horizontal shift
- EW width
- EW parabola width
- EW upper and lower corner parabola correction
- EW trapezium correction
- Horizontal parallelogram and bow correction.

When the East-West geometry function is not required (e.g. for 90 picture tubes) the EW output pin can be used for the connection of the AVL capacitor. This function is chosen by means of the AVLE bit.

5.2.8 Chroma, luminance and feature processing

Some versions contain a 4H/2H(2D) adaptive PAL/NTSC comb filter. The comb filter is automatically activated when standard CVBS signals are received. A signal is considered as "standard signal" when a PAL or NTSC signal is identified and when the vertical divider is in the modes 'standard narrow window' or 'standard TV norm'. For non-standard signals and for SECAM signals the comb filter is bypassed and the signal is filtered by means of bandpass and trap filters.

The chroma band-pass and trap circuits (including the SECAM cloche filter) are realised by means of internal filters and are tuned to the right frequency by comparing the tuning frequency with the reference frequency of the colour decoder.

The circuit contains the following picture improvement features:

- Peaking control circuit. The peaking function can be activated for all incoming CVBS, Y/C and RGB/YPrPb signals. Various parameters of the peaking circuit can be adapted by means of the I2C-bus. The main parameters are:
 - Peaking centre frequency (via the PF1/PF0 bits in subaddress 19H).
 - Ratio of positive and negative peaks (via the RPO1/RPO0 bits in subaddress 47H). The peaks in the direction “white” are the positive peaks.
 - Ratio of pre- and aftershoots (via the RPA1/RPA0 bits in subaddress 47H).
- Video dependent coring in the peaking circuit. The coring can be activated only in the low-light parts of the screen. This effectively reduces noise while having maximum peaking in the bright parts of the picture.
- Black stretch. This function corrects the black level for incoming signals which have a difference between the black level and the blanking level. The amount of stretching (A-A in Fig. 72) and the minimum required back ground to activate the stretching can be set by means of the I2C-bus (BSD/AAS in subaddress 45H).
- Gamma control. When this function is active the transfer characteristic of the luminance amplifier is made non-linear. The control curve can be adapted by means of I2C-bus settings (see Fig. 74). It is possible to make the gamma control function dependent on the picture content (Average Picture Level, APL). The effect is illustrated in Fig. 75. Previously this function was mentioned under the name “white stretch function”.
- Blue-stretch. This circuit is intended to shift colour near ‘white’ with sufficient contrast values towards more blue to obtain a brighter impression of the picture.
- Dynamic skin tone (flesh) control. This function is realised in the YUV domain by detecting the colours near to the skin tone.
- Scan-Velocity modulation output. Also the SVM function can be activated for all incoming CVBS, Y/C and RGB/YPrPb signals. The delay between the RGB output signals and the SVM output signal can be adjusted (by means of the SVM2-SVM0 bits in subaddress 48H) so that an optimum picture performance can be obtained. Furthermore a coring function can be activated. It is possible to generate Scan Velocity Modulation drive signals during the display of ‘full screen’ teletext (not in mixed mode). Another feature is that the SVM output signal can be made dependent on the horizontal position on the screen (parabola on the SVM output).

5.2.9 Colour decoder

The ICs decode PAL, NTSC and SECAM signals. The PAL/NTSC decoder does not need external reference crystals but has an internal clock generator which is stabilised to the required frequency by using the clock signal from the reference oscillator of the TCG u -Controller.

Under bad-signal conditions (e.g. VCR-playback n feature mode), it may occur that the colour killer is activated although the colour PLL is still in lock. When this killing action is not wanted it is possible to overrule the colour killer by forcing the colour decoder to the required standard and to activate the FCO-bit (Forced Colour On) in subaddress 3CH. The sensitivity of the colour decoder for PAL and NTSC can be increased by means of the setting of the CHSE1/CHSE0 bits in subaddress 3CH.

The Automatic Colour Limiting (ACL) circuit (switchable via the ACL bit in subaddress 3BH) prevents that oversaturation occurs when signals with a high chroma-to-burst ratio are received. The ACL circuit is designed such that it only reduces the chroma signal and not the burst signal. This has the advantage that the colour sensitivity is not affected by this function.

The SECAM decoder contains an auto-calibrating PLL demodulator which has two references, viz: the divided reference frequency (obtained from the Controller) which is used to tune the PLL to the desired free-running frequency and the bandgap reference to obtain the correct absolute value of the output signal. The VCO of the PLL is calibrated during each vertical blanking period, when the IC is in search or SECAM mode. The frequency offset of the B-Y demodulator can be reduced by means of the SBO1/SBO0 bits in subaddress 3CH.

The base-band delay line is integrated. In devices without CVBS comb filter this delay line is also active during NTSC to obtain a good suppression of cross colour effects. The demodulated colour difference signals are internally supplied to the delay line. The baseband comb filter can be switched off by means of the BPS bit (subaddress 3CH).

The subcarrier output is combined with a 3-level output switch (0 V, 2.1 V and 4.5 V). The output level and the availability of the subcarrier signal is controlled by the CMB2-CMB0 bits.

5.2.10 RGB output circuit

In the RGB control circuit the signal is controlled on contrast, brightness and saturation. The IC has a YUV interface so that additional picture improvement ICs can be applied. To compensate signal delays in the external YUV path the clamp pulse in the control circuit can be shifted by means of the CLD bit in subaddress 44H. When the YUV interface is not required some of the pins can be used for the insertion of RGB/YPrPb signals or as additional CVBS(Y)/C input. When the YUV interface is not used one of the pins (VOUT) is transferred to general purpose output switch (SWO1). The IC has also a YUV interface to the digital. Via this loop digital features like "double window" are added.

A tint control is available for the base-band U/V signals. For this reason this tint control can be activated for all colour standards. The signals for OSD and text are internally supplied to the control circuit. The output signal has an amplitude of about 1.2V black-to-white at nominal input signals and nominal settings of the various controls.

To obtain an accurate biasing of the picture tube the 'Continuous Cathode Calibration' system has been included in these ICs. The system is slightly adapted compared with the previous circuits. In the new configuration the cut-off level of the picture tube is controlled with a continuous loop whereas the correction of the amplitude of the output signals is realised by means of a digital loop. As a consequence the current measurement can be controlled from the Processor. The value of the "highcurrent" in the CCC loop can be chosen via the SLG0 and SLG1 bits (subaddresses 42H and 46H). The gain control in the 3 RGB channels is realised by means of 7-bit DACs. The total gain control range is 6 dB. The change in amplitude at the cathodes of the picture tube for one LSB is about 1.1 Vp-p. The setting of the control DAC is determined by the following registers:

- The white point setting of the R, G and B channel in subaddress 20H to 22H. This register has a resolution of 6 bits and the control range in output signal amplitude is ± 3 dB.
- The cathode drive setting (CL3-CL0 in subaddress 42H). This setting is valid for all channels, there resolution is 4 bits and the control range is ± 3 dB.
- The gain setting of the R, G and B channel. During switch on this register is loaded with the preset gain setting of subaddress 23H to 25H and when necessary it will be adapted by the CCC control loop. These registers have a resolution of 7 bits. The control of the gain setting is illustrated in table below.

WPR(GB)	'0'	B5	B4	B3	B2	B1	B0	Max 64
CL	'0'	B3	B2	B1	B0	'0'	'0'	Max 60
CCC-gain	B6	B5	B4	B3	B2	B1	B0	Max 126
R(GB)-gain	B6	B5	B4	B3	B2	B1	B0	Max 126

The setting of the gain registers of the 3 channels can be stored during switch off and can be loaded again during switch-on so that the drive conditions are maintained.

When required the operation of the CCC system can be changed into a one-point black current system. The switching between the 2 possibilities is realised by means of the EGL bit (EGL = 0) in subaddress 42H. When used as one-point control loop the system will control the black level of the RGB output signals to the 'low' reference current and not on the cut off point of the cathode. In this way spreads in the picture tube characteristics will not be taken into account. In this condition the settings of the "white point control registers" (subaddress 20H-22H) and the "cathode drive level bits" (CL3 - CL0 in subaddress 42H) are added to the settings of the RGB preset gain registers (subaddress 23H - 25H).

A black level off-set can be made with respect to the level which is generated by the black current stabilization system. In this way different colour temperatures can be obtained for the bright and the dark part of the picture. The black level control is active on the Red and the Green output signal. It is also possible to control the black level of the Blue and the Green output signal (OFB bit = 1).

In the Vg2 adjustment mode (AVG=1) the black current stabilization system checks the output level of the 3 channels and indicates whether the black level of the highest output is in a certain window (WBC-bit) or below or above this window (HBC-bit). This indication can be read from the status byte 01 and can be used for automatic adjustment of the Vg2 voltage during the production of the TV receiver. During this test the vertical scan remains active so that the indication of the 2 bits can be made visible on the TV screen.

The control circuit contains a beam current limiting circuit and a peak white limiting circuit. The control is realised by means of a reduction of the contrast and brightness control settings. The way of control (first contrast and then brightness or contrast and brightness in parallel) can be chosen by means of the CBS bit (subaddress 44H). The peak white level is adjustable via the I2C-bus.

To prevent that the peak white limiting circuit reacts on the high frequency content of the video signal a low-pass filter is inserted in front of the peak detector. The circuit also contains a soft-clipper which prevents that the high frequency peaks in the output signal become too high. The difference between the peak white limiting level and the soft clipping level is adjustable via the I2C-bus in a few steps.

During switch-off of the TV receiver a fixed beam current is generated by the black current control circuit. This current ensures that the picture tube capacitance is discharged. During the switch-off period the vertical deflection can be placed in an overscan position so that the discharge is not visible on the screen.

A wide blanking pulse can be activated in the RGB outputs by means of the HBL bit in subaddress 43H. The timing of this blanking can be adjusted by means of the bits WBF/R bits in subaddress 26H.

5.2.11 I2C-BUS USER INTERFACE DESCRIPTION

The UOC III series is fully controlled via the I2C-bus. Control is exercised by writing data to one or more internal registers. Status information can be read from a set of info registers to enable the controlling microcontroller determine whether any action is required. The device has an I2C-bus slave transceiver, in accordance with the fast-mode specification, with a maximum speed of 400 kbits/s. Information concerning the I2C-bus can be found in brochure "I2C-bus and how to use it" (order number 939839340011). To avoid conflicts in a real application with other ICs providing similar or complementary functions, there are two possible slave addresses available which can be selected by the SVM pin(pin 65).

Possible slave address

SVM PIN	SLAVE ADDRESS A6 TO A0
Scavem application	1 0 0 0 1 0 1
Tied 5 volts	1 0 0 0 1 1 1

The device will not respond to a 'generalcall' on the I2C-bus, i.e. when a slave address of 0000000 is sent by a master.

Write registers

Each address of the address space (see below) can only be written.

Correct operation is not guaranteed if registers in the range \$FB to \$FF will be addressed!

Read registers

The output registers of the TV processor are only available via auto-increment mode, no address can be used and all registers must be read.

5.3 GENERAL DESCRIPTION OF THE TV SOUND OF SOUND PROCESSOR

The TV Sound Processor is a digital TV sound processor for analog multi-channel sound systems in TV sets. It is based on a 24 bit DSP and designed to support several applications.

A new easy-to-use control concept was implemented for easiest configuration programming of the very complex functionality of the TV Sound Processor. Pre-defined setups are available for all implemented sound processing modes. Aloud speaker switching concept allows it to adapt the pre-defined setups to the specific loudspeaker application. The built-in intelligence for pre-defined standards and Auto Standard Detection (ASD) allows an easy setup of the demodulator and decoder part.

The control concept for the audio processor is based on the following new features:

- Pre-defined setups for the sound processing modes like Dolby®Pro Logic®and Virtual Dolby®Surround (422, 423)
- Flexible configuration of audio outputs to the loudspeaker configuration with an additional output crossbar
- Master volume function

The control concept for the demodulator and decoder (DEMDEC) is based on the following new features:

- Easy demodulator setup for all implemented standards with Demodulator and Decoder Easy Programming (DDEP) for a pre-selected standard or combined with Auto Standard Detection (ASD) for automatic detection of a transmitted standard

- Automatic decoder configuration and signal routing depending on the selected or detected standard
- FM overmodulation adaptation option to avoid clipping and distortion

5.3.1 Supported standards

The multistandard capability of the TV Sound Processor covers all terrestrial TV sound standards, FM Radio and satellite FM.

The AM sound of L/L' standard is normally demodulated in the 1st sound IF. The resulting AF signal has to be entered into the mono audio input of the TV Sound Processor. A second possibility is to use the AM demodulator in the DEMDEC part, however this may result in limited performance.

Korea has a stereo sound system similar to Europe. It is supported by the TV Sound Processor. Differences include deviation, modulation contents and identification. It is based on M standard.

Other features of the DEMDEC are:

- M/BTSC and N standards supported
- M/Japan (EIAJ) supported
- FM Radio stereo decoding
- Alignment-free, fully digital system
- For BTSC full dbx® performance
- SAP demodulation (without dbx®) simultaneously with stereo decoding, or mono plus SAP with dbx®
- Line/pilot frequency selectable from 15.734 kHz and 15.625 kHz (or automatic detection / auto search)
- High selectivity for pilot detection, high robustness against high-frequency audio components
- Pilot lock indicator
- SAP detector
- Separate noise detectors for stereo and SAP with adjustable threshold levels, hysteresis, and automute function

An overview of the supported standards and sound systems and their key parameters is given in the following tables.

The analog multi-channel sound systems (A2, A2+ and A2*) are sometimes also named 2CS (2 carrier systems).

ANALOG 2-CARRIER SYSTEMS

[Table] Frequency modulation

STANDARD	SOUND SYSTEM	CARRIER FREQUENCY (MHz)	FM DEVIATION(kHz) NOM./MAX./OVER	MODULATION		BANDWIDTH/ DE-EMPHASIS (kHz/us)
				SC1	SC2	
M	Mono	4.5	15/25/50	Mono	-	15/75
M	A2+	4.5/4.724	15/25/50	1/2(L+R)	1/2(L+R)	15/75(Korea)
B/G	A2	5.5/5.742	27/50/80	1/2(L+R)	R	15/50
I	Mono	6.0	27/50/80	mono	-	15/50
D/K(1)	A2*	6.5/6.258	27/50/80	1/2(L+R)	R	15/50
D/K(2)	A2*	6.5/6.742	27/50/80	1/2(L+R)	R	15/50
D/K(3)	A2*	6.5/5.742	27/50/80	1/2(L+R)	R	15/50

[Table] Identification for A2 systems

PARAMETER	A2/A2*	A2+ (KOREA)
Pilot frequency	54.6875kHz = 3.5 x line freq.	55.0699 kHz = 3.5 x line freq.
Stereo identification frequency	117.5 Hz = line freq / 133	149.9 Hz = line freq / 105
Dual identification frequency	274.1 Hz = line freq / 57	276.0 Hz = line freq / 57
AM modulation depth	50%	50%

2-CARRIERSYSTEMSWITHNICAM

[Table] NICAM standards

STANDARD	FREQUENCY (MHz)	TYPE	SC1		SC2 (MHz) NICA M	DE-EMPAHSIS	ROLL-OFF (%)	NICAM CODING
			INDEX(%) NOM./MAX.	DEVIATION (kHz) NAM./MAX. /OVER				
B/G	5.5	FM	-	27/50/80	5.85	J17	40	Note1
I	6.0	FM	-	27/50/80	6.552	J17	100	Note1
D/K	6.5	FM	-	27/50/80	5.85	J17	40	Note1
L	6.5	AM	54/100	-	5.85	J17	40	Note1

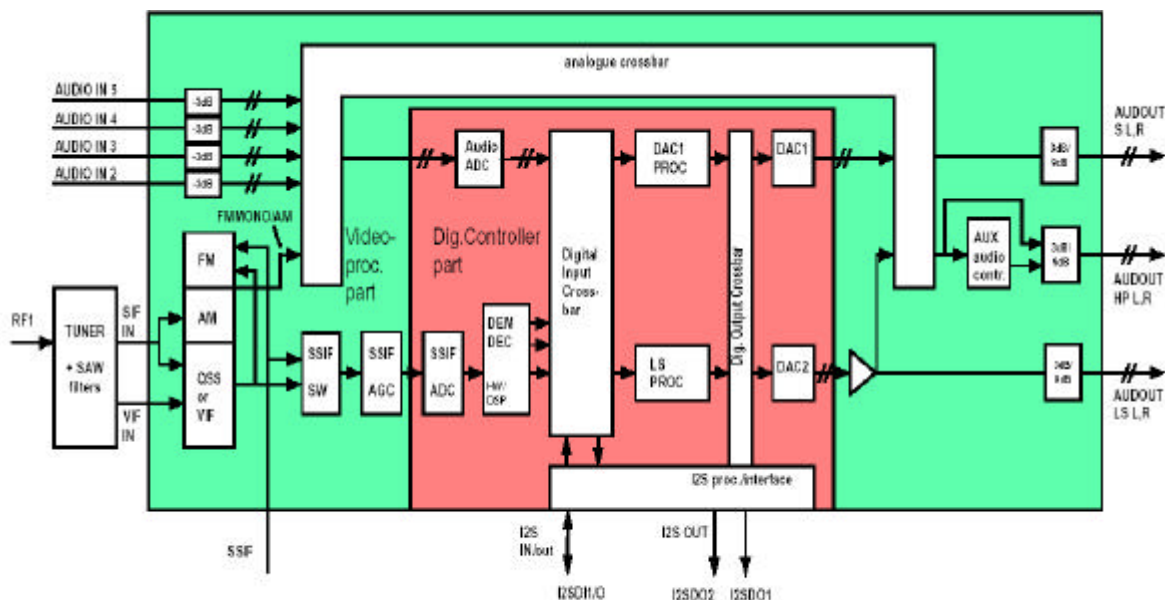
Note 1. See ' EBU specification' or equivalent specification.

5.4 FUNCTIONAL DESCRIPTION SOUND PROCESSOR

5.4.1 The UOC III TV Sound Concept

The UOCIII sound concept is implemented over the video processor and TCG-microcontroller.

Only relevant blocks, functions and signal flows for sound are given.



(only relevant blocks, functions and signal flow for sound are shown)

The tuner receives a RF signal and converts it to IF. Via appropriate SAW filters the SIF signal is delivered to the QSS stage of the video processor and if channels according to standard L/L' are received also to the AM demodulator. The Quasi Split Sound demodulation generates the SSIF or intercarrier signal. By the SSIF switch it is possible to choose between the internally derived

intercarrier and an external second SIF(2NDSIFEXT), e.g. an intercarrier coming from a PIP frontend. In other applications a 10.7MHz radio IF or satellite FM may be connected to this input. The selected SSIF passes some anti alias filtering, is amplified in an AGC amplifier (SSIF AGC) and is then converted from analogue to digital (SSIF ADC).

The audio signal out of the AM demodulator is connected to the analogue crossbar at the video processor. All other inputs to this multiplexer/audio switch come from external, either from a PIP frontend or SCART/CINCH(AUDINx) or the DAC output signals from the digital controller. The audio AD converters are digitising the audio signals foreseen for further digital processing. One stereo output (AUDOUTS) is available for connections to SCART/CINCH sockets.

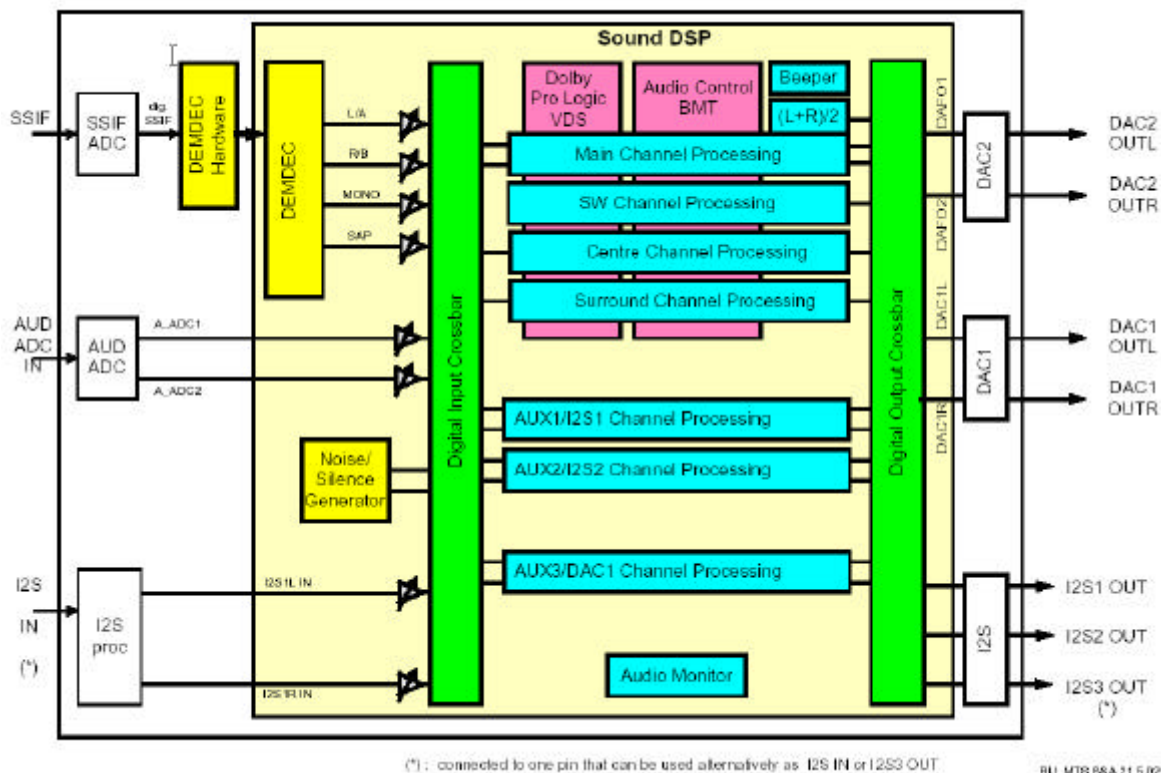
The sound part on the digital controller consists of the demodulator/decoder(DEMDEC), a digital input crossbar, the digital audio processing for the loudspeaker and DAC channels, the I2S processing and interfacing, a digital output crossbar as well as the DA conversion.

An auxiliary audio control (volume control, AUX audio contr.) is available on the video processor. Here it is applied to the headphone channel.

The part of the concept located in the digital controller will be described in the next chapters.

5.4.2 Functional Overview Of the digital controller sound part

The digital controller sound part consists of the SSIFADC, audio ADCs, DEMDEC HW, the sound DSP core, audio DACs and I2S interface hardware as shown in fig below. The DEMDEC part of the Sound DSP is used for the decoder and partly demodulator tasks. The AUDIO part provides the sound features, from the level adjust unit up to the output crossbar. Audio DACs and I2S hardware are converting the processed signals to analogue or digital audio.



The SSIF signal is applied to the SSIF ADC for conversion and is then fed to the DEMDEC hardware processing mainly for demodulation but also some decoding tasks. Remaining

decoding is done in the DEMDEC block of the Sound DSP. The DEMDEC processing will be described in the next chapter.

The audio signals (AUD ADC IN) from the analogue crossbar pass the audio ADC and are fed directly into the AUDIO part of the Sound DSP like the I2S signals, which is coming from I2S processing hardware. After level adjust all signals from the DEMDEC and the I2S input are available at the digital input crossbar. A special input is provided for the Noise/Silence Generator needed for olby®Pro Logic®processing.

In standard TV applications the main channel signal(L,R) will be connected to the DAC2 for reproduction at the speakers. With multichannel signals centre, surround or subwoofer channels may be passed to the I2S outputs where external DACs may be applied. By this it is possible to build Dolby Normal/Wide, Dolby Phantom Centre or Dolby 3 Stereo set-ups and also a VDS423 application.

5.4.3 Demodulator and decoder

INTRODUCTION

The TV sound processor provides an easy-to-use programming interface and built-in intelligence for the demodulator and decoder part.

The sound demodulator is able to search for sound carriers and react to transmission mode changes autonomously, without interaction of the micro controller software.

It is possible for a typical terrestrial TV application to setup the entire demodulator with transmission of few control words.

The control interface still allows access to every detail, called demodulator expert mode, for special applications such as satellite TV, more elaborated search algorithms etc.

The new TV Sound ProcessorDemodulator and DecoderEasyProgramming(DDEP)interfaceprovides three possible approaches to setup the demodulator and decoder parts:

- Auto Standard Detection (ASD)
- Static Standard Selection (SSS)
- Demodulator and Decoder Expert Mode (DDXM)

MIXER

The digitized 2nd SIF input signal is fed to the mixers, which mix one or both input sound carriers down to zero IF. The mixer frequency is derived by the standard setting (Easy Programming) or in the Demodulator and Decoder Expert Mode (DDXM) by a 24-bit control word for each carrier. For NICAM demodulation, a feedback signal is added to the control word of the second carrier mixer to establish a carrier-frequency loop.

FMANDAMDEMODULATION

An FM or AM input signal is fed via a band-limiting filter to a one of two demodulators that can be used for either FM or AM demodulation. Four filters with different bandwidth are available. The

output signal of the first demodulator can be used for further demodulation of multiplex signals used in the BTSC, EIAJ and FM Radio standards.

FMIDENTIFICATION

The identification of the FM sound mode is performed by AM synchronous demodulation of the pilot signal and narrow-band detection of the identification frequencies. The result is available via the control bus interface. A selection can be made for three different modes that represent different trade-offs between speed and reliability of identification. The mode is set by DDEP (for FM two-carrier standards) or via expert mode. DDEP also performs automatic FM de-matrix control in dependence on the identification.

FM/AMDECODING

A high-pass filter suppresses DC offsets from the FM/AM demodulators due to carrier frequency offsets and supplies the monitor/peak function with DC values and an un-filtered signal, e.g. for the purpose of carrier detection.

The audio bandwidth is approx. 15 kHz.

The de-emphasis function offers fixed settings for the supported standards (50s, 60s, 75s and J17).

A matrix performs the de-matrixing of the A2 stereo, dual and mono signals to obtain the left (L) and right (R) or language A and B signals.

FMPILOTARRIERPRESENTDETECTOR

The TV Sound Processor provides FM A2 standard pilot carrier detection.

NICAMDEMODULATION

The NICAM signal is transmitted via DQPSK modulation at a bit rate of 728kBit/s. The NICAM demodulator performs DQPSK demodulation and feeds the resulting bit stream and clock signal to the NICAM decoder.

A timing loop controls the sample rate conversion circuitry to lock the sampling rate to the symbol timing of the NICAM data.

NICAM DECODER

The NICAM decoder performs all decoding functions in accordance with the EBU NICAM 728 specification. After locking to the frame alignment word, the data is de-scrambled by applying the defined pseudo-random binary sequence; the NICAM decoder will then synchronize to the periodic frame flag bitC0.

The status of the NICAM decoder can be read out from the NICAM status register by the user (see the control-bus register description). The OSB bit indicates that the decoder has locked to the NICAM data. The VDSP bit indicates that the decoder has locked to the NICAM data and that the data is valid sound data. The C4 bit indicates that the sound conveyed by the FM mono channel is identical to the sound conveyed by the NICAM channel. The error byte contains the

number of sound sample errors, resulting from parity checking, that occurred in the past 128ms period. The Bit Error Rate (BER) can be calculated using the following equation;

$$\text{BER} = \frac{\text{bit errors}}{\text{total bits}} \approx \text{error byte} \times 1.74 \times 10^{-5}$$

During NICAM mode a switchable J17 de-emphasis is supplied.

NICAM AUTO-MUTE

If the Auto Standard Detection (ASD) or the Static Standard Detection (SSS) feature is activated the following auto mute function is in effect.

If NICAM B/G, I, D/K is received, the auto-mute is enabled and the signal quality becomes poor, the built-in control automatically switches the output signal (DEC output) to FM channel 1. The automatic switching depends on the NICAM bit error rate. The auto-mute function can be disabled via the control bus.

This function is enabled by setting bit NIC_AMUTE to 0. Upper and lower error limits may be defined by writing appropriate values to the corresponding control bits (NICLOERRLIM and NICUPERRLIM). When the number of errors in a 128 ms period exceeds the upper error limit the auto-mute function will switch the output sound from NICAM to whatever sound is on the first sound carrier (FM or AM). When the error count is smaller than the lower error limit the NICAM sound is restored.

The auto-mute function can be disabled by setting bit NIC_AMUTE to 1. In this condition clicks become audible when the error count increases; the user will hear a signal of degrading quality.

For NICAM L applications, it is recommended to demodulate AM sound in the first sound IF. The demodulated AM is provided by the internal IF processor. For applications with external IF processing the external demodulated AM signal can be connected to the SCART/Mono input of the TV Sound Processor. By setting the EXTAM bit, the auto-mute function will switch to the audio ADC input signal named EXTAM instead of switching to the first sound carrier. The ADC source selector should be set to internal AM mono signal or to the external SCART/mono input, where the AM sound signal should be connected.

6. SERVICE PARTS LIST

Caution : In this Service Manual, some parts can be changed for improving, their performance without notice in the parts list. So, if you need the latest parts information, please refer to PPL(Parts Price List) in Service Information Center(<http://svc.dwe.co.kr>)

6.1 DTY--28A8FZF-S

z_loc	z_parts_code	parts_name	parts_descr	remark	z_loc	z_parts_code	parts_name	parts_descr	remark
ZZ100	PTACPWY28A8F	ACCESSORY AS	DTY-28A8FZF		D404	DBYW76—	DIODE	BYW76	
12000	48B4846G2201	TRANSMITTER REMOCON	R-46G22 (AAA)		D820	DBYW76—	DIODE	BYW76	
13000	4850Q00910	BATTERY	AAA R03/NN SUPERGARD		D860	DBYW76—	DIODE	BYW76	
14000	4858213801	BAG INSTRUCTION	L. D. P. E. T.O. 05X250X40		F801	5FSCB4022R	FUSE CERA	SEMKO F44H 4A 250V MF51	
ZZ120	PTBCSHY28A8S	COVER BACK AS	DTY-28A8FZF-S		G900	4SG0DY0001	SPARK GAP	SSG-102-A1(1.0KV) BULK	
M211	4852163503	COVER BACK	28A8/A9 GY778A		G901	4SG0DY0001	SPARK GAP	SSG-102-A1(1.0KV) BULK	
M211D	4857817611	CLOTH BLACK	"200 MM 14"		G902	4SG0DY0001	SPARK GAP	SSG-102-A1(1.0KV) BULK	
M541	4855415800	S/PLATE	150ART P/E FILM (C/TV)		G903	4SG0DY0001	SPARK GAP	SSG-102-A1(1.0KV) BULK	
M542	485580002207	LABEL SERIAL	ART 90		G904	4SG0DY0001	SPARK GAP	SSG-102-A1(1.0KV) BULK	
ZZ130	PTCACAY28A8FFS	CABINET AS	DTY-28A8FZF-S		I301	1TDA8358J	IC VERTICAL	TDA8358J	
61300	2193011101	SOLDER WIRE	RS 60-1.2 1.6A		I301A	4857028215	HEAT SINK	AL EX NO ANODOZING	
M191	4851949503	DOOR AS	2824003+5550201 28A8		I301B	7174301011	SCREW TAPPTITE	TT2 RND 3X10 MFZN	
M211A	7172401612	SCREW TAPPING	TT2 TRS 4X16 MFZN BK		I502	1AT24C16PC	IC MEMORY	AT24C16-10PC	
M352	2TF01612CL	TAPE FILAMENT	12MMX55ME CLEAR		I602	1TDA8946J	IC AUDIO	TDA8946J	
M481	4854865103	BUTTON POWER	28A8 GY340A+SV128BP (SILVER)		I602A	4857028215	HEAT SINK	AL EX NO ANODOZING	
M481A	4856716000	SPRING	14Q1/M3 SWPA PIE0.5		I602B	7174301011	SCREW TAPPTITE	TT2 RND 3X10 MFZN	
M501	485506074101	DECO CTRL	28A8 PVC T0.25 BLACK		I703	1TSOP1238W	IC PREAMP	TSOP1238W1	
M561	4856174SD01	MARK BRAND	"DAEWOO 28" BLACK		I801	1STRF6653	IC SMPS	STR-F6653	
M681	4856812001	TIE CABLE	NYLON66 DA100		I801A	4857024600	HEAT SINK	AL EX BK	
M682	4856816300	CLAMP WIRE	NYLON 6 (V0)		I801B	7174301211	SCREW TAPPTITE	TT2 RND 3X12 MFZN	
M791	4857923300	DOOR LOCK	LA701 (KIFCO)		I804	1KP1010C—	IC PHOTO COUPLER	KP-1010C	
PWC1	4859906210	CORD POWER	W/F 6-LO (LOMAX NEW)		I806	1DP142—	IC ERROR AMP	DP142	
SP01A	7172401212	SCREW TAPPING	TT2 TRS 4X12 MFZN		I810	TX0202DA—	THYRISTOR	X0202DA	
SP02A	7172401212	SCREW TAPPING	TT2 TRS 4X12 MFZN		I820	1L7805CV—	IC REGULATOR	L7805CV	
V901	4859622160	"CRT (PHILIPS 28")	A66EAK071(75)X11		I822	1L7808CV—	IC REGULATOR	L7808CV	
V901A	4856215402	WASHER RUBBER	20"		I823	1LD1117V33	IC REGULATOR	LD1117AV33 3.3V TO-220	
V901B	4856017352	SCREW CRT FIX	6X35 L120 YL		I824	1LD1117V50	IC REGULATOR	LD1117AV50 5.0V TO-220	
V901C	4850706S21	CONN AS	YFDH500-06+YLT502+ULW=500		I901	1TDA6107AJ	IC VIDEO	TDA6107AJF	
ZZ131	48519A5510	CRT GROUND AS	2801H-1015-2P		I901A	4857031100	HEAT SINK	AL050P-H24 T2.0	
ZZ132	58G0000125	COIL DEGAUSSING	"DC-2702F (28" NEW TYPE)		I901B	7174300811	SCREW TAPPTITE	TT2 RND 3X8 MFZN	
ZZ200	PTFMSJY28A8S	MASK FRONT AS	DTY-28A8FZF-S		JP01	4859102130	JACK EARPHONE	YSC-1537	
M201	4852084403	MASK FRONT	28A8 GY340A+SV128BP		JPA1	4859200401	SOCKET RGB	SR-21A1 (ANGLE TYPE)	
ZZ201	PTSPPPWY28A8F	SPEAKER AS	DTY-28A8FZF		JPA2	4859200401	SOCKET RGB	SR-21A1 (ANGLE TYPE)	
51000	4858311110	SPEAKER	12W 8 OHM SP-58126F		JPA3	4859108450	JACK PIN BOARD	YSC03P-4120-14A	
51100	4850704S30	CONN AS	YH025-04+35098+ULW=700		JX	WP-0BK8505	WIRE LEAD 1007	AWG22-70.26 BK 5-85-5	
52000	4858311110	SPEAKER	12W 8 OHM SP-58126F		L401	58H0000025	COIL H-LINEARITY	TRL-330	
ZZ290	PTMPMSY28A8FF	PCB MAIN MANUAL AS	DTY-28A8FZF		L402	58C7070085	COIL CHOKE	TLN-3062A	
10	2193100801	SOLDER BAR	SN/PB-63/37 3PI(NO FLUX)		L514	5CP2100K04	COIL PEAKING	10UH 10.5MM K (LAL04TB)	
40	2291050314	FLUX SOLVENT	IM-1000		L802	58C9430599	COIL CHOKE	AZ-9004Y(94MH)	
20	2193011101	SOLDER WIRE	RS 60-1.2 1.6A		LF801	5PLF24A1—	FILTER LINE	LF-24A1	
30	2291050617P	FLUX SOLDER	CF-329D		M351	4858900002	HOLDER LED AS	LH-3P	
50	2291140501	WAX COVER	60G/PC		P401	4850705N14	CONNECTOR	BIC-05T-25T+ULW=500	
60	2291051001	FLUX KILLER	KFT-7		P402	4859240120	CONN WAFER	YFW500-06	
C315	CEXF2A470V	C ELECTRO	100V RSS 47MF (10X16) TP		P501	4850705N14	CONNECTOR	BIC-05T-25T+ULW=500	
C402	CMYH3C562J	C MYLAR	1.6KV 5600PF J (BUP)		P601	4859231720	CONN WAFER	YW025-04	
C404	CMYH3C472J	C MYLAR	1.6KV 4700PF J (BUP)		P701	4859231720	CONN WAFER	YW025-04	
C408	CMY2E2G274J	C MYLAR	400V 0.27MF J (PU)		P801	4859287320	CONN WAFER	MKS2822 (LOMAX NEW TYPE)	
C415	CEXF2E479V	C ELECTRO	250V RSS 4.7MF (10X16)TP		P802	4859242220	CONN WAFER	YFW800-02	
C430	CCYR3D681K	C CERA	2KV R 680PF K 125C		P903	4859238620	CONN WAFER	YPW500-02	
C431	CMXB2G472J	C MYLAR	400V 4700PF J TP		Q401	T2SD2578—	TR	2SD2578	
C440	CMXE2G243J	C MYLAR	400V PU 0.024MF J		Q401A	4857024500	HEAT SINK	AL EX	
C499	CEYD1H689W	C ELECTRO	50V RHD 6.8MF (16X35.5)		Q401B	7174300811	SCREW TAPPTITE	TT2 RND 3X8 MFZN	
C604	CEXF1E102V	C ELECTRO	25V RSS 1000MF (13X20) TP		R398	RW02Y828FS	R WIRE WOUND	2W 0.82 OHM F SMALL	
C801	CL1UC3474M	C LINE ACROSS	0.47MF 1J/UCVSNDF/SV		R399	RS02Y120JS	R M-OXIDE FILM	2W 12 OHM J SMALL	
C805	CEYN2G181P	C ELECTRO	400V LHS 180MF (25X35)		R406	RS02Y471JS	R M-OXIDE FILM	2W 470 OHM J SMALL	
C810	CCYR3A102K	C CERA	HIKR 1KV 1000PF K 125C		R450	RS02Y223JS	R M-OXIDE FILM	2W 22K OHM J SMALL	
C812	CH1BF4E72M	C CERA AC	AC400V 4700PF M U/C/V		R801	DDC7ROM290	POSISTOR	ECPC07ROM290	
C813	CEYF2E470V	C ELECTRO	250V RSS 47MF (16X25)		R802	RS02Y753JS	R M-OXIDE FILM	2W 75K OHM J SMALL	
C814	CEXF2E101V	C ELECTRO	250V RSS 100MF 18X35.5		R803	RS02Y473JS	R M-OXIDE FILM	2W 47K OHM J SMALL	
C820	CCYR3A102K	C CERA	HIKR 1KV 1000PF K 125C		R804	RS01Y228J	R M-OXIDE FILM	1W 0.22 OHM J	
C823	CEXF1E102V	C ELECTRO	25V RSS 1000MF (13X20) TP		R819	RX10B339JN	R CEMENT	10W 3.3 OHM J BENCH 4P	
C832	CEXF1E102V	C ELECTRO	25V RSS 1000MF (13X20) TP		R822	RS02Y569JS	R M-OXIDE FILM	2W 5.6 OHM J SMALL	
C840	CEXF1C332V	C ELECTRO	16V RSS 3300MF		R920	RF01Y249JA	R FUSIBLE	1W 2.4 OHM J A CURVE	
C841	CEXF1C332V	C ELECTRO	16V RSS 3300MF		SCT1	4859303530	SOCKET CRT	PCS629-03C	
C861	CEXF1E102C	C ELECTRO	25V RUS 1000MF 13X20 TP		SW801	5S40101143	SW PUSH	PS3-22SP (P.C.B)	
C866	CCYR3A471K	C CERA	1KV 470PF K 125C		T401	50D19A1—	TRANS DRIVE	TD-19A1	
C905	CEXF2E479V	C ELECTRO	250V RSS 4.7MF (10X16)TP		T402	50H0000235	FBT	1352.5060	
C965	CBXB3D102K	C CERA SEMI	2KV BL(N) 1000PF K (T)		T801	50M4936B1-	TRANS SMPS	2094.0041	
C997	CEXF2E100V	C ELECTRO	250V RSS 10MF (10X20) TP		U100	4859724930	TUNER VARACTOR	UV1316/Al-4	
D403	DBY228—	DIODE	BY228		X501	5XJ24R576E	CRYSTAL QUARTZ	HC-49/S 24.576MHZ 30PPM	

z_loc	z_parts_code	parts_name	parts_descr	remark	z_loc	z_parts_code	parts_name	parts_descr	remark
Z101	5PK3953M—	FILTER SAW	K3953M		C507	CMXL1J224J	C MYLAR	63V MEU 0.22MF J TP	
Z102	5PK9650M—	FILTER SAW	K9650M		C508	CEXF1C470V	C ELECTRO	16V RSS 47MF (5X11) TP	
ZZ200	PTMPJBY28A8FF	PCB MAIN EYE LET AS	DTY-28A8FZF		C509	CMXL1J224J	C MYLAR	63V MEU 0.22MF J TP	
E01	4856310600	EYE LET	BSR 2.3(R2.3)		C510	CEXF1E101V	C ELECTRO	25V RSS 100MF (6.3X11) TP	
E02	4856310600	EYE LET	BSR 2.3(R2.3)		C511	CCXB1H102K	C CERA	50V B 1000PF K (TAPPING)	
E03	4856310600	EYE LET	BSR 2.3(R2.3)		C513	CMXL1J224J	C MYLAR	63V MEU 0.22MF J TP	
E04	4856310600	EYE LET	BSR 2.3(R2.3)		C514	CCXB1H102K	C CERA	50V B 1000PF K (TAPPING)	
E05	4856310600	EYE LET	BSR 2.3(R2.3)		C515	CMXL1J224J	C MYLAR	63V MEU 0.22MF J TP	
E06	4856310600	EYE LET	BSR 2.3(R2.3)		C516	CMXL1J224J	C MYLAR	63V MEU 0.22MF J TP	
E07	4856310600	EYE LET	BSR 2.3(R2.3)		C517	CEXF1C101V	C ELECTRO	16V RSS 100MF (6.3X11) TP	
E08	4856310600	EYE LET	BSR 2.3(R2.3)		C518	CBXF1H104Z	C CERA SEMI	50V F 0.1MF Z (TAPPING)	
E09	4856310600	EYE LET	BSR 2.3(R2.3)		C519	CMXL1J224J	C MYLAR	63V MEU 0.22MF J TP	
E10	4856310600	EYE LET	BSR 2.3(R2.3)		C520	CEXF1H229V	C ELECTRO	50V RSS 2.2MF (5X11) TP	
E13	4856310600	EYE LET	BSR 2.3(R2.3)		C521	CCXB1H222K	C CERA	50V B 2200PF K (TAPPING)	
E14	4856310600	EYE LET	BSR 2.3(R2.3)		C522	CBXF1H104Z	C CERA SEMI	50V F 0.1MF Z (TAPPING)	
E15	4856310600	EYE LET	BSR 2.3(R2.3)		C524	CMXM2A682J	C MYLAR	100V 6800PF J TP	
E16	4856310600	EYE LET	BSR 2.3(R2.3)		C525	CEXF1H109V	C ELECTRO	50V RSS 1MF (5X11) TP	
E17	4856310600	EYE LET	BSR 2.3(R2.3)		C526	CMXL1J224J	C MYLAR	63V MEU 0.22MF J TP	
E18	4856310600	EYE LET	BSR 2.3(R2.3)		C527	CEXF1H100V	C ELECTRO	50V RSS 10MF (5X11) TP	
E19	4856310600	EYE LET	BSR 2.3(R2.3)		C528	CCXF1H223Z	C CERA	50V F 0.022MF Z (TAPPING)	
E20	4856310600	EYE LET	BSR 2.3(R2.3)		C529	CMXL1J154J	C MYLAR	63V MEU 0.15MF J	
E21	4856310300	EYE LET	BSR T0.2 (R1.6)		C534	CEXF1H229V	C ELECTRO	50V RSS 2.2MF (5X11) TP	
E22	4856310300	EYE LET	BSR T0.2 (R1.6)		C535	CMXL1J474J	C MYLAR	63V 0.47MF MKT	
E23	4856310300	EYE LET	BSR T0.2 (R1.6)		C536	CMXL1J474J	C MYLAR	63V 0.47MF MKT	
E24	4856310300	EYE LET	BSR T0.2 (R1.6)		C537	CEXF1H229V	C ELECTRO	50V RSS 2.2MF (5X11) TP	
E25	4856310300	EYE LET	BSR T0.2 (R1.6)		C538	CEXF1H229V	C ELECTRO	50V RSS 2.2MF (5X11) TP	
E26	4856310300	EYE LET	BSR T0.2 (R1.6)		C539	CMXM2A332J	C MYLAR	100V 3300PF J TP	
E27	4856310300	EYE LET	BSR T0.2 (R1.6)		C540	CMXM2A473J	C MYLAR	100V 0.047MF J TP	
E28	4856310300	EYE LET	BSR T0.2 (R1.6)		C542	CEXF1H100V	C ELECTRO	50V RSS 10MF (5X11) TP	
E29	4856310300	EYE LET	BSR T0.2 (R1.6)		C543	CEXF1H229V	C ELECTRO	50V RSS 2.2MF (5X11) TP	
E30	4856310300	EYE LET	BSR T0.2 (R1.6)		C545	CEXF1H229V	C ELECTRO	50V RSS 2.2MF (5X11) TP	
E31	4856310300	EYE LET	BSR T0.2 (R1.6)		C547	CEXF1H100V	C ELECTRO	50V RSS 10MF (5X11) TP	
E32	4856310300	EYE LET	BSR T0.2 (R1.6)		C548	CEXF1H100V	C ELECTRO	50V RSS 10MF (5X11) TP	
E33	4856310300	EYE LET	BSR T0.2 (R1.6)		C549	CMXL1J474J	C MYLAR	63V 0.47MF MKT	
E34	4856310300	EYE LET	BSR T0.2 (R1.6)		C552	CMXL1J474J	C MYLAR	63V 0.47MF MKT	
E35	4856310300	EYE LET	BSR T0.2 (R1.6)		C553	CMXL1J474J	C MYLAR	63V 0.47MF MKT	
E36	4856310300	EYE LET	BSR T0.2 (R1.6)		C554	CMXL1J474J	C MYLAR	63V 0.47MF MKT	
E37	4856310300	EYE LET	BSR T0.2 (R1.6)		C556	CCXB1H102K	C CERA	50V B 1000PF K (TAPPING)	
E38	4856310300	EYE LET	BSR T0.2 (R1.6)		C558	CBXF1H104Z	C CERA SEMI	50V F 0.1MF Z (TAPPING)	
E39	4856310300	EYE LET	BSR T0.2 (R1.6)		C560	CEXF1H229V	C ELECTRO	50V RSS 2.2MF (5X11) TP	
E40	4856310300	EYE LET	BSR T0.2 (R1.6)		C561	CEXF1H229V	C ELECTRO	50V RSS 2.2MF (5X11) TP	
E41	4856310300	EYE LET	BSR T0.2 (R1.6)		C562	CMXM2A104J	C MYLAR	100V 0.1MF J TP	
E42	4856310300	EYE LET	BSR T0.2 (R1.6)		C563	CEXF1H100V	C ELECTRO	50V RSS 10MF (5X11) TP	
E43	4856310300	EYE LET	BSR T0.2 (R1.6)		C567	CEXF1H100V	C ELECTRO	50V RSS 10MF (5X11) TP	
E44	4856310300	EYE LET	BSR T0.2 (R1.6)		C568	CBXF1H104Z	C CERA SEMI	50V F 0.1MF Z (TAPPING)	
E45	4856310300	EYE LET	BSR T0.2 (R1.6)		C569	CEXF1E470V	C ELECTRO	25V RSS 47MF (5X11) TP	
E46	4856310300	EYE LET	BSR T0.2 (R1.6)		C574	CMXL1J224J	C MYLAR	63V MEU 0.22MF J TP	
E47	4856310300	EYE LET	BSR T0.2 (R1.6)		C576	CMXL1J224J	C MYLAR	63V MEU 0.22MF J TP	
E48	4856310300	EYE LET	BSR T0.2 (R1.6)		C577	CEXF1E470V	C ELECTRO	25V RSS 47MF (5X11) TP	
E49	4856310300	EYE LET	BSR T0.2 (R1.6)		C579	CCXB1H102K	C CERA	50V B 1000PF K (TAPPING)	
E50	4856310300	EYE LET	BSR T0.2 (R1.6)		C581	CMXL1J224J	C MYLAR	63V MEU 0.22MF J TP	
E51	4856310300	EYE LET	BSR T0.2 (R1.6)		C582	CEXF1C101V	C ELECTRO	16V RSS 100MF (6.3X11) TP	
E52	4856310300	EYE LET	BSR T0.2 (R1.6)		C602	CEXF1C221V	C ELECTRO	16V RSS 220MF (8X11.5) TP	
E53	4856310300	EYE LET	BSR T0.2 (R1.6)		C608	CCXB1H222K	C CERA	50V B 2200PF K (TAPPING)	
E54	4856310300	EYE LET	BSR T0.2 (R1.6)		C609	CCXB1H222K	C CERA	50V B 2200PF K (TAPPING)	
E55	4856310300	EYE LET	BSR T0.2 (R1.6)		C625	CEXF1H479V	C ELECTRO	50V RSS 4.7MF (5*11) TP	
E56	4856310600	EYE LET	BSR 2.3(R2.3)		C660	CEXF1H100V	C ELECTRO	50V RSS 10MF (5X11) TP	
E57	4856310600	EYE LET	BSR 2.3(R2.3)		C661	CMXM2A224J	C MYLAR	100V 0.22MF J BULK	
ZZ200	PTMPJ2Y28A8FF	PCB CHIP MOUNT B AS	DTY-28A8FZF		C662	CMXM2A224J	C MYLAR	100V 0.22MF J BULK	
IS01	1TDA21HB01	IC MICOM FLASH	TDA12021H1/N1 B01		C665	CCXB1H472K	C CERA	50V B 4700PF K (TAPPING)	
ZZ200	PTMPJRY28A8FF	PCB MAIN RADIAL AS	DTY-28A8FZF		C666	CBXF1H104Z	C CERA SEMI	50V F 0.1MF Z (TAPPING)	
C102	CEXF1E470V	C ELECTRO	25V RSS 47MF (5X11) TP		C667	CCXB1H472K	C CERA	50V B 4700PF K (TAPPING)	
C104	CCXB1H102K	C CERA	50V B 1000PF K (TAPPING)		C668	CMXM2A224J	C MYLAR	100V 0.22MF J BULK	
C106	CEXF1E470V	C ELECTRO	25V RSS 47MF (5X11) TP		C669	CMXM2A224J	C MYLAR	100V 0.22MF J BULK	
C121	CEXF1H100V	C ELECTRO	50V RSS 10MF (5X11) TP		C690	CEXF1H479V	C ELECTRO	50V RSS 4.7MF (5*11) TP	
C122	CEXF1H100V	C ELECTRO	50V RSS 10MF (5X11) TP		C691	CEXF1H479V	C ELECTRO	50V RSS 4.7MF (5*11) TP	
C305	CEXF1E221V	C ELECTRO	25V RSS 220MF (8X11.5) TP		C770	CEXF1C101V	C ELECTRO	16V RSS 100MF (6.3X11) TP	
C313	CMXM2A104J	C MYLAR	100V 0.1MF J TP		C803	CCXF3A472Z	C CERA	1KV F 4700PF Z (T)	
C320	CBXF1H104Z	C CERA SEMI	50V F 0.1MF Z (TAPPING)		C804	CCXF3A472Z	C CERA	1KV F 4700PF Z (T)	
C350	CCXF1H473Z	C CERA	50V F 0.047MF Z (TAPPING)		C806	CEXF1H220V	C ELECTRO	50V RSS 22MF (5X11) TP	
C361	CCXF1H473Z	C CERA	50V F 0.047MF Z (TAPPING)		C807	CMXL1J104J	C MYLAR	63V MEU 0.1MF J	
C370	CCXF1H473Z	C CERA	50V F 0.047MF Z (TAPPING)		C808	CEXF1H100V	C ELECTRO	50V RSS 10MF (5X11) TP	
C401	CEXF1H101V	C ELECTRO	50V RSS 100MF (8*11.5) TP		C809	CCXB1H102K	C CERA	50V B 1000PF K (TAPPING)	
C412	CEXF2C339V	C ELECTRO	160V RSS 3.3MF (8X16) TP		C821	CCXB1H102K	C CERA	50V B 1000PF K (TAPPING)	
C414	CMXM2A104J	C MYLAR	100V 0.1MF J TP		C824	CCXB3A471K	C CERA	1KV B 470PF K (T)	
C418	CCXB1H102K	C CERA	50V B 1000PF K (TAPPING)		C831	CCXB3A471K	C CERA	1KV B 470PF K (T)	
C420	CCXB2H222K	C CERA	500V B 2200PF K (TAPPING)		C835	CEXF1E470V	C ELECTRO	25V RSS 47MF (5X11) TP	
C421	CCXF1H473Z	C CERA	50V F 0.047MF Z (TAPPING)		C844	CEXF1E101V	C ELECTRO	25V RSS 100MF (6.3X11) TP	
C501	CEXF1C470V	C ELECTRO	16V RSS 47MF (5X11) TP		C850	CCXB1H821K	C CERA	50V B 820PF K (TAPPING)	
C502	CEXF1C470V	C ELECTRO	16V RSS 47MF (5X11) TP		C862	CEXF1E101V	C ELECTRO	25V RSS 100MF (6.3X11) TP	
C505	CMXL1J224J	C MYLAR	63V MEU 0.22MF J TP		C863	CEXF1E101V	C ELECTRO	25V RSS 100MF (6.3X11) TP	

z_loc	z_parts_code	parts_name	parts_descr	remark	z_loc	z_parts_code	parts_name	parts_descr	remark
C901	CCXB1H561K	C CERA	50V B 560PF K (TAPPING)		C578	CBZF1H104Z	C CERA SEMI	50V F 0.1MF Z (AXIAL)	
C968	CMXL2E104K	C MYLAR	250V 0.1MF K MEU TP		C589	CCZB1H472K	C CERA	50V B 4700PF K (AXIAL)	
CA10	CCXB1H102K	C CERA	50V B 1000PF K (TAPPING)		C590	CBZF1H104Z	C CERA SEMI	50V F 0.1MF Z (AXIAL)	
F801A	4857415001	CLIP FUSE	PFC5000-0702		C591	CBZF1H104Z	C CERA SEMI	50V F 0.1MF Z (AXIAL)	
F801B	4857415001	CLIP FUSE	PFC5000-0702		C592	CCZF1H103Z	C CERA	50V F 0.01MF Z	
L517	5CPX479K—	COIL PEAKING	4.7UH K RADIAL		C701	CCZB1H103K	C CERA	50V B 0.01MF K (AXIAL)	
L518	5CPX479K—	COIL PEAKING	4.7UH K RADIAL		C830	CBZF1H104Z	C CERA SEMI	50V F 0.1MF Z (AXIAL)	
L519	5CPX479K—	COIL PEAKING	4.7UH K RADIAL		CA01	CCZB1H101K	C CERA	50V B 100PF K (AXIAL)	
Q120	T2SC5343Y-	TR	2SC5343Y		CA02	CCZB1H101K	C CERA	50V B 100PF K (AXIAL)	
Q402	T2SD1207T-	TR	2SD1207-T (TAPPING)		CA03	CCZB1H101K	C CERA	50V B 100PF K (AXIAL)	
Q501	T2SC5343Y-	TR	2SC5343Y		CA04	CCZB1H101K	C CERA	50V B 100PF K (AXIAL)	
Q502	T2SA1980Y-	TR	2SA1980Y		CA05	CCZB1H101K	C CERA	50V B 100PF K (AXIAL)	
Q503	T2SC5343Y-	TR	2SC5343Y		CA06	CCZB1H101K	C CERA	50V B 100PF K (AXIAL)	
Q504	T2SA1980Y-	TR	2SA1980Y		CA28	CCZB1H102K	C CERA	50V B 1000PF K (AXIAL)	
Q506	T2SC5343Y-	TR	2SC5343Y		D101	DBAT85—	DIODE	BAT85 (TAPPING)	
Q507	T2SA1980Y-	TR	2SA1980Y		D102	DBA282—	DIODE	BA282	
Q508	T2SC5343Y-	TR	2SC5343Y		D313	D1N4937G—	DIODE	1N4937G	
Q513	T2SA1980Y-	TR	2SA1980Y		D405	D1N4937G—	DIODE	1N4937G	
Q514	TH2N7000—	TR	H2N7000		D407	DRGP15J—	DIODE	RGP15J	
Q515	TH2N7000—	TR	H2N7000		D408	DRGP15J—	DIODE	RGP15J	
Q601	T2SC5343Y-	TR	2SC5343Y		D410	D1N4004S—	DIODE	1N4004S	
Q602	T2SA1980Y-	TR	2SA1980Y		D411	D1N4004S—	DIODE	1N4004S	
Q807	T2SC5343Y-	TR	2SC5343Y		D414	D1N4004S—	DIODE	1N4004S	
Q808	T2SC5343Y-	TR	2SC5343Y		D450	D1N4937G—	DIODE	1N4937G	
Q809	T2SC5343Y-	TR	2SC5343Y		D501	DBAT85—	DIODE	BAT85 (TAPPING)	
Q810	T2SC5343Y-	TR	2SC5343Y		D502	DTZX3V9B—	DIODE ZENER	TZX3V9B (TAPPING)	
Q811	T2SC5343Y-	TR	2SC5343Y		D503	DTZX3V9B—	DIODE ZENER	TZX3V9B (TAPPING)	
Q813	T2SA1980Y-	TR	2SA1980Y		D504	DTZX5V6B—	DIODE ZENER	TZX5V6B (TAPPING)	
Q814	T2SC5343Y-	TR	2SC5343Y		D520	D1N4148—	DIODE	1N4148 (TAPPING)	
Q815	T2SA1980Y-	TR	2SA1980Y		D521	D1N4148—	DIODE	1N4148 (TAPPING)	
Q816	T2SC5343Y-	TR	2SC5343Y		D522	DTZX3V9B—	DIODE ZENER	TZX3V9B (TAPPING)	
R415	RN02B102JS	R METAL FILM	2W 1K OHM J SMALL		D523	DTZX3V9B—	DIODE ZENER	TZX3V9B (TAPPING)	
SW700	5S50101090	SW TACT	SKHV17910A		D601	D1N4148—	DIODE	1N4148 (TAPPING)	
SW701	5S50101090	SW TACT	SKHV17910A		D602	D1N4148—	DIODE	1N4148 (TAPPING)	
SW702	5S50101090	SW TACT	SKHV17910A		D710	DTZX5V6B—	DIODE ZENER	TZX5V6B (TAPPING)	
SW703	5S50101090	SW TACT	SKHV17910A		D801	DLT2A05G—	DIODE	LT2A05G	
SW704	5S50101090	SW TACT	SKHV17910A		D802	DLT2A05G—	DIODE	LT2A05G	
Z601	5PEFST471Y	FILTER EMI	EFST 471		D803	DLT2A05G—	DIODE	LT2A05G	
Z602	5PEFST471Y	FILTER EMI	EFST 471		D804	DLT2A05G—	DIODE	LT2A05G	
Z603	5PEFST471Y	FILTER EMI	EFST 471		D805	D1N4937G—	DIODE	1N4937G	
Z604	5PEFST471Y	FILTER EMI	EFST 471		D806	D1N4937G—	DIODE	1N4937G	
Z605	5PEFST471Y	FILTER EMI	EFST 471		D808	D1N4937G—	DIODE	1N4937G	
Z606	5PEFST471Y	FILTER EMI	EFST 471		D809	D1N4937G—	DIODE	1N4937G	
Z607	5PEFST471Y	FILTER EMI	EFST 471		D811	DTZX6V2—	DIODE ZENER	TZX6V2B (TAPPING)	
Z608	5PEFST471Y	FILTER EMI	EFST 471		D821	DRGP15J—	DIODE	RGP15J	
Z609	5PEFST471Y	FILTER EMI	EFST 471		D822	DTZX9V1B—	DIODE ZENER	TZX9V1B (TAPPING)	
Z610	5PEFST471Y	FILTER EMI	EFST 471		D823	DTZX5V6B—	DIODE ZENER	TZX5V6B (TAPPING)	
Z611	5PEFST471Y	FILTER EMI	EFST 471		D824	D1N4148—	DIODE	1N4148 (TAPPING)	
Z612	5PEFST471Y	FILTER EMI	EFST 471		D825	D1N4148—	DIODE	1N4148 (TAPPING)	
Z2200	PTMPJAY28A8FF	PCB MAIN AXIAL AS	DTY-28A8FFZF		D830	D1N4937G—	DIODE	1N4937G	
20	2TM10006LB	TAPE MASKING	3M #232-MAP-C 6.2X2000M		D831	D1N4937G—	DIODE	1N4937G	
10	2TM14006LB	TAPE MASKING	3M #232 6.0X2000M		D840	D1N4004S—	DIODE	1N4004S	
A001	4859809693	PCB MAIN	CP-520 330X246 D1B		D841	D1N4148—	DIODE	1N4148 (TAPPING)	
C103	CCZB1H102K	C CERA	50V B 1000PF K (AXIAL)		D904	DBAV21—	DIODE	BAV21 (TAPPING)	
C107	CZSL1H470J	C CERA	50V SL 47PF J		D905	DBAV21—	DIODE	BAV21 (TAPPING)	
C108	CZSL1H470J	C CERA	50V SL 47PF J		D906	DBAV21—	DIODE	BAV21 (TAPPING)	
C120	CCZB1H102K	C CERA	50V B 1000PF K (AXIAL)		D997	DLT2A05G—	DIODE	LT2A05G	
C123	CCZB1H472K	C CERA	50V B 4700PF K (AXIAL)		DA01	D1N4148—	DIODE	1N4148 (TAPPING)	
C503	CCZB1H102K	C CERA	50V B 1000PF K (AXIAL)		DA02	DTZX5V6B—	DIODE ZENER	TZX5V6B (TAPPING)	
C504	CCZB1H102K	C CERA	50V B 1000PF K (AXIAL)		DA03	D1N4148—	DIODE	1N4148 (TAPPING)	
C512	CBZF1H104Z	C CERA SEMI	50V F 0.1MF Z (AXIAL)		DA04	DTZX5V6B—	DIODE ZENER	TZX5V6B (TAPPING)	
C523	CCZB1H102K	C CERA	50V B 1000PF K (AXIAL)		DA06	DTZX5V6B—	DIODE ZENER	TZX5V6B (TAPPING)	
C530	CCZB1H101K	C CERA	50V B 100PF K (AXIAL)		DA08	DTZX5V6B—	DIODE ZENER	TZX5V6B (TAPPING)	
C531	CCZF1H103Z	C CERA	50V F 0.01MF Z		DA09	DTZX5V6B—	DIODE ZENER	TZX5V6B (TAPPING)	
C532	CCZF1H103Z	C CERA	50V F 0.01MF Z		DA10	DTZX5V6B—	DIODE ZENER	TZX5V6B (TAPPING)	
C533	CCZB1H102K	C CERA	50V B 1000PF K (AXIAL)		DA11	DTZX5V6B—	DIODE ZENER	TZX5V6B (TAPPING)	
C541	CBZF1H104Z	C CERA SEMI	50V F 0.1MF Z (AXIAL)		DA13	DTZX5V6B—	DIODE ZENER	TZX5V6B (TAPPING)	
C544	CBZF1H104Z	C CERA SEMI	50V F 0.1MF Z (AXIAL)		DA14	DTZX5V6B—	DIODE ZENER	TZX5V6B (TAPPING)	
C546	CBZF1H104Z	C CERA SEMI	50V F 0.1MF Z (AXIAL)		DA15	DTZX5V6B—	DIODE ZENER	TZX5V6B (TAPPING)	
C550	CCZF1H103Z	C CERA	50V F 0.01MF Z		DA16	DTZX5V6B—	DIODE ZENER	TZX5V6B (TAPPING)	
C551	CBZF1H104Z	C CERA SEMI	50V F 0.1MF Z (AXIAL)		DA20	DTZX5V6B—	DIODE ZENER	TZX5V6B (TAPPING)	
C555	CCZB1H102K	C CERA	50V B 1000PF K (AXIAL)		DA21	DTZX5V6B—	DIODE ZENER	TZX5V6B (TAPPING)	
C567	CBZF1H104Z	C CERA SEMI	50V F 0.1MF Z (AXIAL)		DA22	DTZX5V6B—	DIODE ZENER	TZX5V6B (TAPPING)	
C564	CBZF1H104Z	C CERA SEMI	50V F 0.1MF Z (AXIAL)		I805	DTZX33B—	DIODE ZENER	TZX33B (TAPPING)	
C565	CBZF1H104Z	C CERA SEMI	50V F 0.1MF Z (AXIAL)		J10	85801065GY	WIRE COPPER	AWG22 1/0.65 TIN COATING	
C566	CBZF1H104Z	C CERA SEMI	50V F 0.1MF Z (AXIAL)		J100	85801065GY	WIRE COPPER	AWG22 1/0.65 TIN COATING	
C571	CCZB1H101K	C CERA	50V B 100PF K (AXIAL)		J101	85801065GY	WIRE COPPER	AWG22 1/0.65 TIN COATING	
C572	CCZB1H101K	C CERA	50V B 100PF K (AXIAL)		J102	85801065GY	WIRE COPPER	AWG22 1/0.65 TIN COATING	
C573	CCZB1H101K	C CERA	50V B 100PF K (AXIAL)		J103	85801065GY	WIRE COPPER	AWG22 1/0.65 TIN COATING	
C575	CCZB1H102K	C CERA	50V B 1000PF K (AXIAL)		J104	85801065GY	WIRE COPPER	AWG22 1/0.65 TIN COATING	
					J105	85801065GY	WIRE COPPER	AWG22 1/0.65 TIN COATING	

z_loc	z_parts_code	parts_name	parts_descr	remark	z_loc	z_parts_code	parts_name	parts_descr	remark
J106	85801065GY	WIRE COPPER	AWG22 1/0.65 TIN COATING		J93	85801065GY	WIRE COPPER	AWG22 1/0.65 TIN COATING	
J107	85801065GY	WIRE COPPER	AWG22 1/0.65 TIN COATING		J94	85801065GY	WIRE COPPER	AWG22 1/0.65 TIN COATING	
J108	85801065GY	WIRE COPPER	AWG22 1/0.65 TIN COATING		J95	85801065GY	WIRE COPPER	AWG22 1/0.65 TIN COATING	
J109	85801065GY	WIRE COPPER	AWG22 1/0.65 TIN COATING		J96	85801065GY	WIRE COPPER	AWG22 1/0.65 TIN COATING	
J11	85801065GY	WIRE COPPER	AWG22 1/0.65 TIN COATING		J97	85801065GY	WIRE COPPER	AWG22 1/0.65 TIN COATING	
J111	85801065GY	WIRE COPPER	AWG22 1/0.65 TIN COATING		J98	85801065GY	WIRE COPPER	AWG22 1/0.65 TIN COATING	
J112	85801065GY	WIRE COPPER	AWG22 1/0.65 TIN COATING		J99	85801065GY	WIRE COPPER	AWG22 1/0.65 TIN COATING	
J113	85801065GY	WIRE COPPER	AWG22 1/0.65 TIN COATING		L101	5CPZ100K02	COIL PEAKING	10UH 3.5MM K (LAL02TB)	
J114	85801065GY	WIRE COPPER	AWG22 1/0.65 TIN COATING		L350	5CPZ109M04	COIL PEAKING	1UH 10.5MM M (LAL04TB)	
J12	85801065GY	WIRE COPPER	AWG22 1/0.65 TIN COATING		L351	5CPZ109M04	COIL PEAKING	1UH 10.5MM M (LAL04TB)	
J13	85801065GY	WIRE COPPER	AWG22 1/0.65 TIN COATING		L505	5CPZ479K02	COIL PEAKING	4.7UH 3.5MM K (LAL02TB)	
J14	85801065GY	WIRE COPPER	AWG22 1/0.65 TIN COATING		L506	5CPZ479K02	COIL PEAKING	4.7UH 3.5MM K (LAL02TB)	
J15	85801065GY	WIRE COPPER	AWG22 1/0.65 TIN COATING		L507	5CPZ479K02	COIL PEAKING	4.7UH 3.5MM K (LAL02TB)	
J16	85801065GY	WIRE COPPER	AWG22 1/0.65 TIN COATING		L508	5CPZ479K02	COIL PEAKING	4.7UH 3.5MM K (LAL02TB)	
J17	85801065GY	WIRE COPPER	AWG22 1/0.65 TIN COATING		L509	5CPZ479K02	COIL PEAKING	4.7UH 3.5MM K (LAL02TB)	
J18	85801065GY	WIRE COPPER	AWG22 1/0.65 TIN COATING		L510	5CPZ479K02	COIL PEAKING	4.7UH 3.5MM K (LAL02TB)	
J19	85801065GY	WIRE COPPER	AWG22 1/0.65 TIN COATING		L512	5CPZ479K02	COIL PEAKING	4.7UH 3.5MM K (LAL02TB)	
J20	85801065GY	WIRE COPPER	AWG22 1/0.65 TIN COATING		L513	5CPZ479K02	COIL PEAKING	4.7UH 3.5MM K (LAL02TB)	
J21	85801065GY	WIRE COPPER	AWG22 1/0.65 TIN COATING		L515	5CPZ100K02	COIL PEAKING	10UH 3.5MM K (LAL02TB)	
J22	85801065GY	WIRE COPPER	AWG22 1/0.65 TIN COATING		L516	5CPZ479K02	COIL PEAKING	4.7UH 3.5MM K (LAL02TB)	
J23	85801065GY	WIRE COPPER	AWG22 1/0.65 TIN COATING		L523	5CPZ479K02	COIL PEAKING	4.7UH 3.5MM K (LAL02TB)	
J24	85801065GY	WIRE COPPER	AWG22 1/0.65 TIN COATING		L650	5MC0000100	COIL BEAD	MD-5 (HC-3550)	
J25	RD-AZ101J	R CARBON FILM	1/6 100 OHM J		L801	5MC0000100	COIL BEAD	MD-5 (HC-3550)	
J26	RD-AZ101J	R CARBON FILM	1/6 100 OHM J		R103	RD-AZ123J	R CARBON FILM	1/6 12K OHM J	
J31	85801065GY	WIRE COPPER	AWG22 1/0.65 TIN COATING		R104	RD-AZ683J	R CARBON FILM	1/6 68K OHM J	
J32	85801065GY	WIRE COPPER	AWG22 1/0.65 TIN COATING		R105	RD-AZ103J	R CARBON FILM	1/6 10K OHM J	
J33	85801065GY	WIRE COPPER	AWG22 1/0.65 TIN COATING		R106	RD-AZ101J	R CARBON FILM	1/6 100 OHM J	
J35	85801065GY	WIRE COPPER	AWG22 1/0.65 TIN COATING		R107	RD-AZ101J	R CARBON FILM	1/6 100 OHM J	
J36	85801065GY	WIRE COPPER	AWG22 1/0.65 TIN COATING		R114	RD-AZ473J	R CARBON FILM	1/6 47K OHM J	
J37	85801065GY	WIRE COPPER	AWG22 1/0.65 TIN COATING		R115	RD-AZ101J	R CARBON FILM	1/6 100 OHM J	
J39	85801065GY	WIRE COPPER	AWG22 1/0.65 TIN COATING		R120	RD-AZ101J	R CARBON FILM	1/6 100 OHM J	
J4	85801065GY	WIRE COPPER	AWG22 1/0.65 TIN COATING		R131	RD-AZ472J	R CARBON FILM	1/6 4.7K OHM J	
J40	85801065GY	WIRE COPPER	AWG22 1/0.65 TIN COATING		R310	RD-AZ471J	R CARBON FILM	1/6 470 OHM J	
J41	85801065GY	WIRE COPPER	AWG22 1/0.65 TIN COATING		R311	RD-AZ471J	R CARBON FILM	1/6 470 OHM J	
J42	85801065GY	WIRE COPPER	AWG22 1/0.65 TIN COATING		R331	RD-22201J	R CARBON FILM	1/2 200 OHM J	
J43	85801065GY	WIRE COPPER	AWG22 1/0.65 TIN COATING		R340	RD-4Z473J	R CARBON FILM	1/4 47K OHM J	
J44	85801065GY	WIRE COPPER	AWG22 1/0.65 TIN COATING		R350	RN-AZ2201F	R METAL FILM	1/6 2.2K OHM F	
J45	85801065GY	WIRE COPPER	AWG22 1/0.65 TIN COATING		R351	RN-AZ2201F	R METAL FILM	1/6 2.2K OHM F	
J46	85801065GY	WIRE COPPER	AWG22 1/0.65 TIN COATING		R370	RD-4Z153J	R CARBON FILM	1/4 1.5 OHM J	
J47	85801065GY	WIRE COPPER	AWG22 1/0.65 TIN COATING		R394	RD-AZ272J	R CARBON FILM	1/6 2.7K OHM J	
J48	85801065GY	WIRE COPPER	AWG22 1/0.65 TIN COATING		R395	RD-4Z394J	R CARBON FILM	1/4 390K OHM J	
J49	85801065GY	WIRE COPPER	AWG22 1/0.65 TIN COATING		R396	RD-AZ103J	R CARBON FILM	1/6 10K OHM J	
J50	RD-AZ101J	R CARBON FILM	1/6 100 OHM J		R397	RD-AZ823J	R CARBON FILM	1/6 82K OHM J	
J51	85801065GY	WIRE COPPER	AWG22 1/0.65 TIN COATING		R401	RD-4Z272J	R CARBON FILM	1/4 2.7K OHM J	
J52	85801065GY	WIRE COPPER	AWG22 1/0.65 TIN COATING		R402	RD-4Z220J	R CARBON FILM	1/4 22 OHM J	
J53	85801065GY	WIRE COPPER	AWG22 1/0.65 TIN COATING		R403	RD-4Z102J	R CARBON FILM	1/4 1K OHM J	
J54	85801065GY	WIRE COPPER	AWG22 1/0.65 TIN COATING		R404	RD-4Z399J	R CARBON FILM	1/4 3.9 OHM J	
J56	85801065GY	WIRE COPPER	AWG22 1/0.65 TIN COATING		R405	RD-4Z102J	R CARBON FILM	1/4 1K OHM J	
J57	85801065GY	WIRE COPPER	AWG22 1/0.65 TIN COATING		R407	RD-4Z182J	R CARBON FILM	1/4 1.8K OHM J	
J58	85801065GY	WIRE COPPER	AWG22 1/0.65 TIN COATING		R420	RD-4Z103J	R CARBON FILM	1/4 10K OHM J	
J59	85801065GY	WIRE COPPER	AWG22 1/0.65 TIN COATING		R422	RD-4Z102J	R CARBON FILM	1/4 1K OHM J	
J60	85801065GY	WIRE COPPER	AWG22 1/0.65 TIN COATING		R423	RD-4Z472J	R CARBON FILM	1/4 4.7K OHM J	
J61	85801065GY	WIRE COPPER	AWG22 1/0.65 TIN COATING		R500	RD-AZ101J	R CARBON FILM	1/6 100 OHM J	
J62	85801065GY	WIRE COPPER	AWG22 1/0.65 TIN COATING		R501	RD-AZ332J	R CARBON FILM	1/6 3.3K OHM J	
J63	85801065GY	WIRE COPPER	AWG22 1/0.65 TIN COATING		R502	RD-AZ332J	R CARBON FILM	1/6 3.3K OHM J	
J64	85801065GY	WIRE COPPER	AWG22 1/0.65 TIN COATING		R503	RD-AZ102J	R CARBON FILM	1/6 1K OHM J	
J65	85801065GY	WIRE COPPER	AWG22 1/0.65 TIN COATING		R504	RD-AZ472J	R CARBON FILM	1/6 4.7K OHM J	
J66	85801065GY	WIRE COPPER	AWG22 1/0.65 TIN COATING		R505	RD-AZ101J	R CARBON FILM	1/6 100 OHM J	
J67	85801065GY	WIRE COPPER	AWG22 1/0.65 TIN COATING		R506	RD-AZ103J	R CARBON FILM	1/6 10K OHM J	
J68	85801065GY	WIRE COPPER	AWG22 1/0.65 TIN COATING		R507	RD-AZ332J	R CARBON FILM	1/6 3.3K OHM J	
J69	85801065GY	WIRE COPPER	AWG22 1/0.65 TIN COATING		R508	RD-AZ332J	R CARBON FILM	1/6 3.3K OHM J	
J7	RD-AZ101J	R CARBON FILM	1/6 100 OHM J		R510	RD-AZ103J	R CARBON FILM	1/6 10K OHM J	
J70	85801065GY	WIRE COPPER	AWG22 1/0.65 TIN COATING		R511	RD-AZ103J	R CARBON FILM	1/6 10K OHM J	
J71	85801065GY	WIRE COPPER	AWG22 1/0.65 TIN COATING		R514	RD-AZ101J	R CARBON FILM	1/6 100 OHM J	
J72	85801065GY	WIRE COPPER	AWG22 1/0.65 TIN COATING		R515	RD-AZ101J	R CARBON FILM	1/6 100 OHM J	
J73	85801065GY	WIRE COPPER	AWG22 1/0.65 TIN COATING		R516	RD-AZ153J	R CARBON FILM	1/6 15K OHM J	
J74	85801065GY	WIRE COPPER	AWG22 1/0.65 TIN COATING		R517	RD-AZ101J	R CARBON FILM	1/6 100 OHM J	
J76	RD-AZ202J	R CARBON FILM	1/6 2K OHM J		R518	RD-AZ101J	R CARBON FILM	1/6 100 OHM J	
J78	RD-AZ101J	R CARBON FILM	1/6 100 OHM J		R519	RD-AZ102J	R CARBON FILM	1/6 1K OHM J	
J80	85801065GY	WIRE COPPER	AWG22 1/0.65 TIN COATING		R527	RD-AZ101J	R CARBON FILM	1/6 100 OHM J	
J81	85801065GY	WIRE COPPER	AWG22 1/0.65 TIN COATING		R528	RD-AZ101J	R CARBON FILM	1/6 100 OHM J	
J82	85801065GY	WIRE COPPER	AWG22 1/0.65 TIN COATING		R529	RD-AZ101J	R CARBON FILM	1/6 100 OHM J	
J83	RD-AZ101J	R CARBON FILM	1/6 100 OHM J		R530	RD-AZ101J	R CARBON FILM	1/6 100 OHM J	
J84	RD-AZ101J	R CARBON FILM	1/6 100 OHM J		R531	RD-AZ181J	R CARBON FILM	1/6 180 OHM J	
J86	85801065GY	WIRE COPPER	AWG22 1/0.65 TIN COATING		R532	RD-AZ102J	R CARBON FILM	1/6 1K OHM J	
J87	85801065GY	WIRE COPPER	AWG22 1/0.65 TIN COATING		R533	RD-AZ102J	R CARBON FILM	1/6 1K OHM J	
J88	85801065GY	WIRE COPPER	AWG22 1/0.65 TIN COATING		R534	RD-AZ472J	R CARBON FILM	1/6 4.7K OHM J	
J89	85801065GY	WIRE COPPER	AWG22 1/0.65 TIN COATING		R537	RD-AZ183J	R CARBON FILM	1/6 18K OHM J	
J90	85801065GY	WIRE COPPER	AWG22 1/0.65 TIN COATING		R538	RD-AZ101J	R CARBON FILM	1/6 100 OHM J	
J91	85801065GY	WIRE COPPER	AWG22 1/0.65 TIN COATING		R539	RD-AZ471J	R CARBON FILM	1/6 470 OHM J	
J92	85801065GY	WIRE COPPER	AWG22 1/0.65 TIN COATING						

z_loc	z_parts_code	parts_name	parts_descr	remark	z_loc	z_parts_code	parts_name	parts_descr	remark
R540	RD-AZ471J-	R CARBON FILM	1/6 470 OHM J		R823	85801065GY	WIRE COPPER	AWG22 1/0.65 TIN COATING	
R541	RN-AZ3902F	R METAL FILM	1/6 39K OHM F		R829	RD-AZ103J-	R CARBON FILM	1/6 10K OHM J	
R542	RD-AZ682J-	R CARBON FILM	1/6 6.8K OHM J		R830	RD-AZ332J-	R CARBON FILM	1/6 3.3K OHM J	
R543	RD-AZ222J-	R CARBON FILM	1/6 2.2K OHM J		R840	85801065GY	WIRE COPPER	AWG22 1/0.65 TIN COATING	
R544	RD-AZ222J-	R CARBON FILM	1/6 2.2K OHM J		R841	RD-2Z479J-	R CARBON FILM	1/2 4.7 OHM J	
R545	RD-AZ473J-	R CARBON FILM	1/6 47K OHM J		R842	85801065GY	WIRE COPPER	AWG22 1/0.65 TIN COATING	
R546	RD-AZ181J-	R CARBON FILM	1/6 180 OHM J		R850	85801065GY	WIRE COPPER	AWG22 1/0.65 TIN COATING	
R547	RD-AZ563J-	R CARBON FILM	1/6 56K OHM J		R870	RD-2Z222J-	R CARBON FILM	1/2 2.2K OHM J	
R551	RD-AZ823J-	R CARBON FILM	1/6 82K OHM J		R901	RD-AZ561J-	R CARBON FILM	1/6 560 OHM J	
R552	RD-AZ103J-	R CARBON FILM	1/6 10K OHM J		R910	RD-AZ101J-	R CARBON FILM	1/6 100 OHM J	
R553	RD-AZ103J-	R CARBON FILM	1/6 10K OHM J		R911	RD-AZ101J-	R CARBON FILM	1/6 100 OHM J	
R554	RD-AZ103J-	R CARBON FILM	1/6 10K OHM J		R912	RD-AZ101J-	R CARBON FILM	1/6 100 OHM J	
R555	RD-AZ103J-	R CARBON FILM	1/6 10K OHM J		R913	RC-2Z102K-	R CARBON COMP	1/2 1K OHM K	
R556	RD-AZ101J-	R CARBON FILM	1/6 100 OHM J		R914	RC-2Z102K-	R CARBON COMP	1/2 1K OHM K	
R557	RD-AZ101J-	R CARBON FILM	1/6 100 OHM J		R915	RC-2Z102K-	R CARBON COMP	1/2 1K OHM K	
R558	RD-AZ152J-	R CARBON FILM	1/6 1.5K OHM J		R921	RD-AZ221J-	R CARBON FILM	1/6 220 OHM J	
R559	RD-AZ222J-	R CARBON FILM	1/6 2.2K OHM J		R922	RD-AZ221J-	R CARBON FILM	1/6 220 OHM J	
R560	RD-AZ222J-	R CARBON FILM	1/6 2.2K OHM J		R923	RD-AZ221J-	R CARBON FILM	1/6 220 OHM J	
R561	RD-AZ101J-	R CARBON FILM	1/6 100 OHM J		R996	RD-2Z105J-	R CARBON FILM	1/2 1M OHM J	
R562	RD-AZ101J-	R CARBON FILM	1/6 100 OHM J		R997	RD-2Z102J-	R CARBON FILM	1/2 1K OHM J	
R563	RD-AZ101J-	R CARBON FILM	1/6 100 OHM J		RA02	RD-AZ101J-	R CARBON FILM	1/6 100 OHM J	
R564	RD-AZ101J-	R CARBON FILM	1/6 100 OHM J		RA03	RD-AZ101J-	R CARBON FILM	1/6 100 OHM J	
R565	RD-AZ154J-	R CARBON FILM	1/6 150K OHM J		RA04	RD-AZ101J-	R CARBON FILM	1/6 100 OHM J	
R566	RD-AZ103J-	R CARBON FILM	1/6 10K OHM J		RA05	RD-AZ103J-	R CARBON FILM	1/6 10K OHM J	
R567	RD-AZ103J-	R CARBON FILM	1/6 10K OHM J		RA06	RD-AZ750J-	R CARBON FILM	1/6 75 OHM J	
R568	RD-AZ103J-	R CARBON FILM	1/6 10K OHM J		RA07	RD-AZ332J-	R CARBON FILM	1/6 3.3K OHM J	
R569	RD-AZ103J-	R CARBON FILM	1/6 10K OHM J		RA08	RD-AZ750J-	R CARBON FILM	1/6 75 OHM J	
R571	RD-AZ102J-	R CARBON FILM	1/6 1K OHM J		RA09	RD-AZ750J-	R CARBON FILM	1/6 75 OHM J	
R572	RD-AZ103J-	R CARBON FILM	1/6 10K OHM J		RA10	RD-AZ470J-	R CARBON FILM	1/6 47 OHM J	
R573	RD-AZ103J-	R CARBON FILM	1/6 10K OHM J		RA11	RD-AZ680J-	R CARBON FILM	1/6 68 OHM J	
R574	RD-AZ103J-	R CARBON FILM	1/6 10K OHM J		RA12	RD-AZ102J-	R CARBON FILM	1/6 1K OHM J	
R575	RD-AZ103J-	R CARBON FILM	1/6 10K OHM J		RA13	RD-AZ222J-	R CARBON FILM	1/6 2.2K OHM J	
R576	RD-AZ102J-	R CARBON FILM	1/6 1K OHM J		RA14	RD-AZ220J-	R CARBON FILM	1/6 22 OHM J	
R577	RD-AZ102J-	R CARBON FILM	1/6 1K OHM J		RA15	RD-AZ750J-	R CARBON FILM	1/6 75 OHM J	
R578	RD-AZ102J-	R CARBON FILM	1/6 1K OHM J		RA16	RD-AZ750J-	R CARBON FILM	1/6 75 OHM J	
R579	RD-AZ101J-	R CARBON FILM	1/6 100 OHM J		RA17	RD-AZ103J-	R CARBON FILM	1/6 10K OHM J	
R580	RD-AZ123J-	R CARBON FILM	1/6 12K OHM J		RA18	RD-AZ332J-	R CARBON FILM	1/6 3.3K OHM J	
R581	RD-AZ101J-	R CARBON FILM	1/6 100 OHM J		RA19	RD-AZ750J-	R CARBON FILM	1/6 75 OHM J	
R582	RD-AZ101J-	R CARBON FILM	1/6 100 OHM J		RA23	RD-AZ220J-	R CARBON FILM	1/6 22 OHM J	
R583	RD-AZ101J-	R CARBON FILM	1/6 100 OHM J		RA24	RD-AZ222J-	R CARBON FILM	1/6 2.2K OHM J	
R584	RD-AZ101J-	R CARBON FILM	1/6 100 OHM J		RA25	RD-AZ102J-	R CARBON FILM	1/6 1K OHM J	
R585	RD-AZ101J-	R CARBON FILM	1/6 100 OHM J		RA29	RD-AZ101J-	R CARBON FILM	1/6 100 OHM J	
R586	RD-AZ101J-	R CARBON FILM	1/6 100 OHM J		RA32	RD-AZ470J-	R CARBON FILM	1/6 47 OHM J	
R587	RD-AZ101J-	R CARBON FILM	1/6 100 OHM J		RA35	RD-AZ750J-	R CARBON FILM	1/6 75 OHM J	
R588	RD-AZ102J-	R CARBON FILM	1/6 1K OHM J		ZZ140	PTPKCPY28A8F	PACKING AS	DTY-28A8FZF	
R589	RD-AZ102J-	R CARBON FILM	1/6 1K OHM J		M681	2TP06575CL	TAPE OPP	T0.065XW75X500M CLEAR	
R590	RD-AZ334J-	R CARBON FILM	1/6 330K OHM J		M801	GPBBW5B1122	BOX	DTE-28B1 (NEW)	
R598	RD-AZ182J-	R CARBON FILM	1/6 1.8K OHM J		M811	4858199C01UP	PAD UP	EPS 28A8	
R599	RD-AZ224J-	R CARBON FILM	1/6 220K OHM J		M811A	4858199C01DN	PAD DOWN	EPS 28A8	
R601	RD-AZ152J-	R CARBON FILM	1/6 1.5K OHM J		M822	4858215601	BAG P.E.	"PE FOAM T0.5X1600X1270 25"-28"	*
R602	RD-AZ104J-	R CARBON FILM	1/6 100K OHM J						
R608	RD-2Z151J-	R CARBON FILM	1/2 150 OHM J						
R609	RD-2Z151J-	R CARBON FILM	1/2 150 OHM J						
R610	RD-AZ103J-	R CARBON FILM	1/6 10K OHM J						
R611	RD-AZ474J-	R CARBON FILM	1/6 470K OHM J						
R612	RD-AZ474J-	R CARBON FILM	1/6 470K OHM J						
R650	RD-AZ303J-	R CARBON FILM	1/6 30K OHM J						
R660	RD-AZ303J-	R CARBON FILM	1/6 30K OHM J						
R661	RD-AZ682J-	R CARBON FILM	1/6 6.8K OHM J						
R662	RD-AZ682J-	R CARBON FILM	1/6 6.8K OHM J						
R700	RD-2Z332J-	R CARBON FILM	1/2 3.3K OHM J						
R713	RD-AZ681J-	R CARBON FILM	1/6 680 OHM J						
R720	RD-AZ122J-	R CARBON FILM	1/6 1.2K OHM J						
R721	RD-AZ181J-	R CARBON FILM	1/6 180 OHM J						
R722	RD-AZ221J-	R CARBON FILM	1/6 220 OHM J						
R723	RD-AZ331J-	R CARBON FILM	1/6 330 OHM J						
R724	RD-AZ471J-	R CARBON FILM	1/6 470 OHM J						
R805	RD-2Z100J-	R CARBON FILM	1/2 10 OHM J						
R806	RD-2Z472J-	R CARBON FILM	1/2 4.7K OHM J						
R807	RD-2Z272J-	R CARBON FILM	1/2 2.7K OHM J						
R808	RD-2Z821J-	R CARBON FILM	1/2 820 OHM J						
R810	RD-4Z102J-	R CARBON FILM	1/4 1K OHM J						
R811	RC-2Z566KP	R CARBON COMP	1/2 5.6M OHM K						
R812	RD-4Z473J-	R CARBON FILM	1/4 47K OHM J						
R813	RD-4Z473J-	R CARBON FILM	1/4 47K OHM J						
R814	RD-AZ472J-	R CARBON FILM	1/6 4.7K OHM J						
R815	RD-AZ472J-	R CARBON FILM	1/6 4.7K OHM J						
R816	RD-4Z399J-	R CARBON FILM	1/4 3.9 OHM J						
R817	RD-AZ473J-	R CARBON FILM	1/6 47K OHM J						
R820	RD-AZ102J-	R CARBON FILM	1/6 1K OHM J						
R821	RD-4Z102J-	R CARBON FILM	1/4 1K OHM J						

6.2 DTC-20T2FZS-S

z_loc	z_parts_code	parts_name	parts_descr	remark	z_loc	z_parts_code	parts_name	parts_descr	remark
ZZ100	PTACPCW20T2FS	ACCESSORY AS			I602B	7174301011	SSCREW TAPPTITE	TT2 RND 3X10 MFZN	
12000	48B4846G2201	TRANSMITTER REMOCON	R-46G22 (AAA)		I703	1TS0P1238W	IC PREAMP	TSOP1238W1	
13000	4850Q00910	BATTERY	AAA R03/NN SUPERGARD		I801	1STRF6653-	IC SMPS	STR-F6653	
14000	4858213801	BAG INSTRUCTION	L. D. P. E. TO. 05X250X40		I801A	4857024600	HEAT SINK	AL EX B/K	
ZZ120	PTBCSCHC20T2S	COVER BACK AS	DTC-20T2FZS-S		I801B	7174301211	SCREW TAPPTITE	TT2 RND 3X12 MFZN	
M211	4852147601G	COVER BACK	20T2 GY503A		I804	1KP1010C—	IC PHOTO COUPLER	KP-1010C	
M541	4855415800	S/PLATE	150ART P/E FILM (C/TV)		I806	1DP110—	IC ERROR AMP	DP110	
M542	485580002207	LABEL SERIAL	ART 90		I810	TX0202DA—	THYRISTOR	X0202DA	
M781	4857817611	CLOTH BLACK	"200 MM 14"		I820	1L7805CV—	IC REGULATOR	L7805CV	
M782	4857817620	CLOTH BLACK	100 MM		I822	1L7808CV—	IC REGULATOR	L7808CV	
ZZ130	PTCACAC20T2FSS	CABINET AS	DTC-20T2FZS-S		I823	1LD1117V33	IC REGULATOR	LD1117AV33 3.3V TO-220	
20	2193011101	SOLDER WIRE	RS 60-1.2 1.6A		I824	1LD1117V50	IC REGULATOR	LD1117AV50 5.0V TO-220	
40	4856812001	TIE CABLE	NYLON66 DA100		I901	1TDA6107AJ	IC VIDEO	TDA6107AJF	
M191	485192570101	BUTTON CTRL AS	20T2 GY503A (GRAY)+PMMA		I901A	4857031100	HEAT SINK	A1050P-H24 T2.0	
M201A	4856017303	SCREW CRT FIX	5X30 L80 BK		I901B	7174300811	SCREW TAPPTITE	TT2 RND 3X8 MFZN	
M201B	4856215402	WASHER RUBBER	20"		JP01	4859102130	JACK EARPHONE	YSC-1537	
M201C	4856017310	SCREW CRT FIX	5X30 L190 BK		JPA1	4859200401	SOCKET RGB	SR-21A1 (ANGLE TYPE)	
M211A	7172401412	SCREW TAPPING	TT2 TRS 4X14 MFZN BK		JPA2	4859200401	SOCKET RGB	SR-21A1 (ANGLE TYPE)	
M211B	7178301011	SCREW TAPPING	TT2 WAS 3X10 MFZN		JPA3	4859108450	JACK PIN BOARD	YSC03P-4120-14A	
M481	485484850201	BUTTON POWER	20T2 GY503A (GRAY)		L401	58H0000020	COIL H-LINEARITY	L-76/76.5UH	
M481A	4856716000	SPRING	14Q1/M3 SWPA PIE0.5		L514	5CPZ100K04	COIL PEAKING	10UH 10.5MM K (LAL04TB)	
M561	48556159S001	MARK BRAND	"DAEWOO 20" (SILVER)		L802	58C9430599	COIL CHOKE	AZ-9004Y(94MH)	
PWC1	4859906210	CORD POWER	W/F 6-LO (LOMAX NEW)		LF801	5PLF24A1—	FILTER LINE	LF-24A1	
V901	4859637960	"CRT 20" SAMSUNG	A48ECR43X56		M351	4858900002	HOLDER LED AS	LH-3P	
ZZ131	58G0000146	COIL DEGAUSSING	DC-20SF		P401	4850705N14	CONNECTOR	BIC-05T-25T+ULW=500	
ZZ132	48519A5010	CRT GROUND AS	20A5		P402	4859240120	CONN WAFER	YFW500-06	
ZZ200	PTFMSJC20T2S	MASK FRONT AS	DTC-20T2FZS-S		P501	4850705N14	CONNECTOR	BIC-05T-25T+ULW=500	
M201	4852061001G	MASK FRONT	20T2 GY503A+SV503BP		P601	4859231720	CONN WAFER	YW025-04	
ZZ210	PTSPPPWC20T2S	SPEAKER AS	DTC-20T2FZS-S		P701	4859231720	CONN WAFER	YW025-04	
SP01	4858310910	SPEAKER	7.5W 8 OHM 95BF03LC		P801	4859287320	CONN WAFER	MKS2822 (LOMAX NEW TYPE)	
SP01A	4850704S28	CONN AS	YH025-04+35089+ULW=600		P802	4859242220	CONN WAFER	YFW800-02	
SP02	4858310910	SPEAKER	7.5W 8 OHM 95BF03LC		P905	4859262120	CONN WAFER	YFW 800-01 A5MODELS	
ZZ290	PTMPMNC20T2FS	PCB MAIN MANUAL AS	DTC-20T2FZS		Q401	T2SD2578—	TR	2SD2578	
10	2193100801	SOLDER BAR	SN:PB-63:37 3P(NO FLUX)		Q401A	4857024500	HEAT SINK	AL EX	
40	2291050314	FLUX SOLVENT	IM-1000		Q401B	7174300811	SCREW TAPPTITE	TT2 RND 3X8 MFZN	
20	2193011101	SOLDER WIRE	RS 60-1.2 1.6A		R388	RS02Y189JS	R M-OXIDE FILM	2W 1.8 OHM J SMALL	
30	2291050617P	FLUX SOLDER	CF-329D		R415	RS02Y102JS	R M-OXIDE FILM	2W 1K OHM J SMALL	
50	2291140501	WAX COVER	60G/PC		R450	RS02Y223JS	R M-OXIDE FILM	2W 22K OHM J SMALL	
60	2291051001	FLUX KILLER	KFT-7		R801	DDC7R0M290	POSISTOR	ECPDC7R0M290	
C315	CEXF2A470V	C ELECTRO	100V RSS 47MF (10X16) TP		R802	RS02Y753JS	R M-OXIDE FILM	2W 75K OHM J SMALL	
C402	CMYH3C822J	C MYLAR	1.6KV 8200PF J (BUP)		R803	RS02Y473JS	R M-OXIDE FILM	2W 47K OHM J SMALL	
C408	CMYE2D474J	C MYLAR	200V 0.47MF J (PL)		R804	RS02Y278JS	R M-OXIDE FILM	2W 0.27 OHM J SMALL	
C415	CEXF2E330V	C ELECTRO	250V RSS 33MF (13X25) TP		R819	RX10B339JN	R CEMENT	10W 3.3 OHM J BENCH 4P	
C430	CCYR3D681K	C CERA	2KV R 680PF K 125C		R822	RS02Y569JS	R M-OXIDE FILM	2W 5.6 OHM J SMALL	
C431	CMXB2G472J	C MYLAR	400V 4700PF J TP		R920	RF01Y688JA	R FUSIBLE	1W 0.68 OHM J A	
C804	CEXF1E102V	C ELECTRO	25V RSS 1000MF (13X20) TP		SCT1	4859303530	SOCKET CRT	PCS629-03C	
C801	CL1UC3474M	C LINE ACROSS	0.47MF 1J(UCVSNDF/SV		SW801	5S40101143	SW PUSH	PS3-22SP (P.C.B)	
C805	CEYN2G181P	C ELECTRO	400V LHS 180MF (25X35)		T401	50D10A2—	TRANS DRIVE	TD-10A2	
C810	CCYR3A102K	C CERA	HIKR 1KV 1000PF K 125C		T402	50H0000204	FBT	1142.5106	
C812	CH1BF6472M	C CERA AC	AC400V 4700PF M U/CV		T801	50M3934A2-	TRANS SMPS	2084.0046	
C813	CEYF2E470V	C ELECTRO	250V RSS 47MF (16X25)		U100	4859724930	TUNER VARACTOR	UV1316/AI-4	
C814	CEXF2E101V	C ELECTRO	250V RSS 100MF 18X35.5		U100B	4851900130	GROUND TUNER AS	DS-W1015-S	
C820	CCYR3A102K	C CERA	HIKR 1KV 1000PF K 125C		X501	5XJ24R576E	CRYSTAL QUARTZ	HC-49/S 24.576MHZ 30PPM	
C823	CEXF1E102V	C ELECTRO	25V RSS 1000MF (13X20) TP		Z101	5PK3953M—	FILTER SAW	K3953M	
C832	CEXF1E102V	C ELECTRO	25V RSS 1000MF (13X20) TP		Z102	5PK9650M—	FILTER SAW	K9650M	
C840	CEXF1C332V	C ELECTRO	16V RSS 3300MF		ZZ200	PTMPJBC20T2FS	PCB MAIN EYE LET AS	DTC-20T2FZS	
C841	CEXF1C332V	C ELECTRO	16V RSS 3300MF		E01	4856310600	EYE LET	BSR 2.3/(R2.3)	
C861	CEXF1E102C	C ELECTRO	25V RUS 1000MF 13X20 TP		E02	4856310600	EYE LET	BSR 2.3/(R2.3)	
C866	CCYR3A471K	C CERA	1KV 470PF K 125C		E03	4856310600	EYE LET	BSR 2.3/(R2.3)	
C905	CEXF2E479V	C ELECTRO	250V RSS 4.7MF (10X16)TP		E04	4856310600	EYE LET	BSR 2.3/(R2.3)	
C965	CBXB3D102K	C CERA SEMI	2KV BL(N) 1000PF K (T)		E05	4856310600	EYE LET	BSR 2.3/(R2.3)	
C997	CEXF2E100V	C ELECTRO	250V RSS 10MF (10X20) TP		E06	4856310600	EYE LET	BSR 2.3/(R2.3)	
D403	DBY228—	DIODE	BY228		E13	4856310600	EYE LET	BSR 2.3/(R2.3)	
D820	DBYW76—	DIODE	BYW76		E14	4856310600	EYE LET	BSR 2.3/(R2.3)	
D860	DBYW76—	DIODE	BYW76		E17	4856310600	EYE LET	BSR 2.3/(R2.3)	
F801	5FSCB4022R	FUSE CERA	SEMKO F4AH 4A 250V MF51		E18	4856310600	EYE LET	BSR 2.3/(R2.3)	
G900	4SG0DY0001	SPARK GAP	SSG-102-A1(1.0KV) BULK		E19	4856310600	EYE LET	BSR 2.3/(R2.3)	
G901	4SG0DY0001	SPARK GAP	SSG-102-A1(1.0KV) BULK		E20	4856310600	EYE LET	BSR 2.3/(R2.3)	
G902	4SG0DY0001	SPARK GAP	SSG-102-A1(1.0KV) BULK		E21	4856310300	EYE LET	BSR T0.2 (R1.6)	
G903	4SG0DY0001	SPARK GAP	SSG-102-A1(1.0KV) BULK		E22	4856310300	EYE LET	BSR T0.2 (R1.6)	
G904	4SG0DY0001	SPARK GAP	SSG-102-A1(1.0KV) BULK		E23	4856310300	EYE LET	BSR T0.2 (R1.6)	
I301	1TDA8358J	IC VERTICAL	TDA8358J		E24	4856310300	EYE LET	BSR T0.2 (R1.6)	
I301A	4857024421	HEAT SINK	I602A (CP-385)		E25	4856310300	EYE LET	BSR T0.2 (R1.6)	
I301B	7174301011	SCREW TAPPTITE	TT2 RND 3X10 MFZN		E26	4856310300	EYE LET	BSR T0.2 (R1.6)	
I502	1AT24C16PC	IC MEMORY	AT24C16-10PC		E27	4856310300	EYE LET	BSR T0.2 (R1.6)	
I602	1TDA8946J	IC AUDIO	TDA8946J		E28	4856310300	EYE LET	BSR T0.2 (R1.6)	
I602A	4857024421	HEAT SINK	I602A (CP-385)		E29	4856310300	EYE LET	BSR T0.2 (R1.6)	

z_loc	z_parts_code	parts_name	parts_descr	remark	z_loc	z_parts_code	parts_name	parts_descr	remark
E30	4856310300	EYE LET	BSR T0.2 (R1.6)		C549	CMXL1J474J	C MYLAR	63V 0.47MF MKT	
E31	4856310300	EYE LET	BSR T0.2 (R1.6)		C552	CMXL1J474J	C MYLAR	63V 0.47MF MKT	
E32	4856310300	EYE LET	BSR T0.2 (R1.6)		C553	CMXL1J474J	C MYLAR	63V 0.47MF MKT	
E33	4856310300	EYE LET	BSR T0.2 (R1.6)		C554	CMXL1J474J	C MYLAR	63V 0.47MF MKT	
E34	4856310300	EYE LET	BSR T0.2 (R1.6)		C556	CCXB1H102K	C CERA	50V B 1000PF K (TAPPING)	
E35	4856310300	EYE LET	BSR T0.2 (R1.6)		C558	CBXF1H104Z	C CERA SEMI	50V F 0.1MF Z (TAPPING)	
E36	4856310300	EYE LET	BSR T0.2 (R1.6)		C560	CEXF1H229V	C ELECTRO	50V RSS 2.2MF (5X11) TP	
E37	4856310300	EYE LET	BSR T0.2 (R1.6)		C561	CEXF1H229V	C ELECTRO	50V RSS 2.2MF (5X11) TP	
E38	4856310300	EYE LET	BSR T0.2 (R1.6)		C562	CMXM2A104J	C MYLAR	100V 0.1MF J TP	
E42	4856310300	EYE LET	BSR T0.2 (R1.6)		C563	CEXF1H100V	C ELECTRO	50V RSS 10MF (5X11) TP	
E43	4856310300	EYE LET	BSR T0.2 (R1.6)		C567	CEXF1H100V	C ELECTRO	50V RSS 10MF (5X11) TP	
E44	4856310300	EYE LET	BSR T0.2 (R1.6)		C568	CBXF1H104Z	C CERA SEMI	50V F 0.1MF Z (TAPPING)	
E47	4856310300	EYE LET	BSR T0.2 (R1.6)		C569	CEXF1E470V	C ELECTRO	25V RSS 47MF (5X11) TP	
E48	4856310300	EYE LET	BSR T0.2 (R1.6)		C574	CMXL1J224J	C MYLAR	63V MEU 0.22MF J TP	
E49	4856310300	EYE LET	BSR T0.2 (R1.6)		C576	CMXL1J224J	C MYLAR	63V MEU 0.22MF J TP	
E50	4856310300	EYE LET	BSR T0.2 (R1.6)		C577	CEXF1E470V	C ELECTRO	25V RSS 47MF (5X11) TP	
E51	4856310300	EYE LET	BSR T0.2 (R1.6)		C579	CCXB1H102K	C CERA	50V B 1000PF K (TAPPING)	
E54	4856310300	EYE LET	BSR T0.2 (R1.6)		C581	CMXL1J224J	C MYLAR	63V MEU 0.22MF J TP	
E55	4856310300	EYE LET	BSR T0.2 (R1.6)		C582	CEXF1C101V	C ELECTRO	16V RSS 100MF (6.3X11) TP	
E56	4856310600	EYE LET	BSR 2.3(R2.3)		C602	CEXF1C221V	C ELECTRO	16V RSS 220MF (8X11.5) TP	
E57	4856310600	EYE LET	BSR 2.3(R2.3)		C608	CCXB1H222K	C CERA	50V B 2200PF K (TAPPING)	
ZZ200	PTMPJ2C20T2FS	PCB CHIP MOUNT B AS	DTC-20T2FZS		C609	CCXB1H222K	C CERA	50V B 2200PF K (TAPPING)	
I501	1TDA20HB01	IC MICOM FLASH	TDA12020H1/N1 B01		C625	CEXF1H479V	C ELECTRO	50V RSS 4.7MF (5*11) TP	
ZZ200	PTMPJRC20T2FS	PCB MAIN RADIAL AS	DTC-20T2FZS		C660	CEXF1H100V	C ELECTRO	50V RSS 10MF (5X11) TP	
C102	CEXF1E470V	C ELECTRO	25V RSS 47MF (5X11) TP		C661	CMXM2A224J	C MYLAR	100V 0.22MF J BULK	
C104	CCXB1H102K	C CERA	50V B 1000PF K (TAPPING)		C662	CMXM2A224J	C MYLAR	100V 0.22MF J BULK	
C106	CEXF1E470V	C ELECTRO	25V RSS 47MF (5X11) TP		C665	CCXB1H472K	C CERA	50V B 4700PF K (TAPPING)	
C121	CEXF1H100V	C ELECTRO	50V RSS 10MF (5X11) TP		C666	CBXF1H104Z	C CERA SEMI	50V F 0.1MF Z (TAPPING)	
C122	CEXF1H100V	C ELECTRO	50V RSS 10MF (5X11) TP		C667	CCXB1H472K	C CERA	50V B 4700PF K (TAPPING)	
C305	CEXF1E221V	C ELECTRO	25V RSS 220MF (8X11.5) TP		C668	CMXM2A224J	C MYLAR	100V 0.22MF J BULK	
C313	CMXM2A104J	C MYLAR	100V 0.1MF J TP		C669	CMXM2A224J	C MYLAR	100V 0.22MF J BULK	
C320	CBXF1H104Z	C CERA SEMI	50V F 0.1MF Z (TAPPING)		C690	CEXF1H479V	C ELECTRO	50V RSS 4.7MF (5*11) TP	
C350	CCXF1H473Z	C CERA	50V F 0.047MF Z (TAPPING)		C691	CEXF1H479V	C ELECTRO	50V RSS 4.7MF (5*11) TP	
C351	CCXF1H473Z	C CERA	50V F 0.047MF Z (TAPPING)		C770	CEXF1C101V	C ELECTRO	16V RSS 100MF (6.3X11) TP	
C370	CCXF1H473Z	C CERA	50V F 0.047MF Z (TAPPING)		C803	CCXF3A472Z	C CERA	1KV F 4700PF Z (T)	
C401	CEXF1H101V	C ELECTRO	50V RSS 100MF (8*11.5) TP		C804	CCXF3A472Z	C CERA	1KV F 4700PF Z (T)	
C412	CEXF2C339V	C ELECTRO	160V RSS 3.3MF (8X16) TP		C806	CEXF1H220V	C ELECTRO	50V RSS 2.2MF (5X11) TP	
C414	CMXM2A104J	C MYLAR	100V 0.1MF J TP		C807	CMXL1J104J	C MYLAR	63V MEU 0.1MF J	
C418	CCXB1H102K	C CERA	50V B 1000PF K (TAPPING)		C808	CEXF1H100V	C ELECTRO	50V RSS 10MF (5X11) TP	
C420	CCXB2H222K	C CERA	500V B 2200PF K (TAPPING)		C809	CCXB1H102K	C CERA	50V B 1000PF K (TAPPING)	
C421	CCXF1H473Z	C CERA	50V F 0.047MF Z (TAPPING)		C821	CCXB1H102K	C CERA	50V B 1000PF K (TAPPING)	
C501	CEXF1C470V	C ELECTRO	16V RSS 47MF (5X11) TP		C824	CCXB3A471K	C CERA	1KV B 470PF K (T)	
C502	CEXF1C470V	C ELECTRO	16V RSS 47MF (5X11) TP		C831	CCXB3A471K	C CERA	1KV B 470PF K (T)	
C505	CMXL1J224J	C MYLAR	63V MEU 0.22MF J TP		C835	CEXF1E470V	C ELECTRO	25V RSS 47MF (5X11) TP	
C507	CMXL1J224J	C MYLAR	63V MEU 0.22MF J TP		C844	CEXF1E101V	C ELECTRO	25V RSS 100MF (6.3X11) TP	
C508	CEXF1C470V	C ELECTRO	16V RSS 47MF (5X11) TP		C850	CCXB1H821K	C CERA	50V B 820PF K (TAPPING)	
C509	CMXL1J224J	C MYLAR	63V MEU 0.22MF J TP		C862	CEXF1E101V	C ELECTRO	25V RSS 100MF (6.3X11) TP	
C510	CEXF1E101V	C ELECTRO	25V RSS 100MF (6.3X11) TP		C863	CEXF1E101V	C ELECTRO	25V RSS 100MF (6.3X11) TP	
C511	CCXB1H102K	C CERA	50V B 1000PF K (TAPPING)		C901	CCXB1H561K	C CERA	50V B 560PF K (TAPPING)	
C513	CMXL1J224J	C MYLAR	63V MEU 0.22MF J TP		C968	CMXL2E104K	C MYLAR	250V 0.1MF K MEU TP	
C514	CCXB1H102K	C CERA	50V B 1000PF K (TAPPING)		CA10	CCXB1H102K	C CERA	50V B 1000PF K (TAPPING)	
C515	CMXL1J224J	C MYLAR	63V MEU 0.22MF J TP		F801A	4857415001	CLIP FUSE	PFC5000-0702	
C516	CMXL1J224J	C MYLAR	63V MEU 0.22MF J TP		F801B	4857415001	CLIP FUSE	PFC5000-0702	
C517	CEXF1C101V	C ELECTRO	16V RSS 100MF (6.3X11) TP		L517	5CPX479K—	COIL PEAKING	4.7UH K RADIAL	
C518	CBXF1H104Z	C CERA SEMI	50V F 0.1MF Z (TAPPING)		L518	5CPX479K—	COIL PEAKING	4.7UH K RADIAL	
C519	CMXL1J224J	C MYLAR	63V MEU 0.22MF J TP		L519	5CPX479K—	COIL PEAKING	4.7UH K RADIAL	
C520	CEXF1H229V	C ELECTRO	50V RSS 2.2MF (5X11) TP		Q120	T2SC5343Y-	TR	2SC5343Y	
C521	CCXB1H222K	C CERA	50V B 2200PF K (TAPPING)		Q402	T2SD1207T-	TR	2SD1207-T (TAPPING)	
C522	CBXF1H104Z	C CERA SEMI	50V F 0.1MF Z (TAPPING)		Q501	T2SC5343Y-	TR	2SC5343Y	
C524	CMXM2A682J	C MYLAR	100V 6800PF J TP		Q502	T2SA1980Y-	TR	2SA1980Y	
C525	CEXF1H109V	C ELECTRO	50V RSS 1MF (5X11) TP		Q503	T2SC5343Y-	TR	2SC5343Y	
C526	CMXL1J224J	C MYLAR	63V MEU 0.22MF J TP		Q504	T2SA1980Y-	TR	2SA1980Y	
C527	CEXF1H100V	C ELECTRO	50V RSS 10MF (5X11) TP		Q506	T2SC5343Y-	TR	2SC5343Y	
C528	CCXF1H223Z	C CERA	50V F 0.022MF Z (TAPPING)		Q507	T2SA1980Y-	TR	2SA1980Y	
C529	CMXL1J154J	C MYLAR	63V MEU 0.15MF J		Q508	T2SC5343Y-	TR	2SC5343Y	
C534	CEXF1H229V	C ELECTRO	50V RSS 2.2MF (5X11) TP		Q513	T2SA1980Y-	TR	2SA1980Y	
C535	CMXL1J474J	C MYLAR	63V 0.47MF MKT		Q514	TH2N7000—	TR	H2N7000	
C536	CMXL1J474J	C MYLAR	63V 0.47MF MKT		Q515	TH2N7000—	TR	H2N7000	
C537	CEXF1H229V	C ELECTRO	50V RSS 2.2MF (5X11) TP		Q601	T2SC5343Y-	TR	2SC5343Y	
C538	CEXF1H229V	C ELECTRO	50V RSS 2.2MF (5X11) TP		Q602	T2SA1980Y-	TR	2SA1980Y	
C539	CMXM2A332J	C MYLAR	100V 3300PF J TP		Q807	T2SC5343Y-	TR	2SC5343Y	
C540	CMXM2A473J	C MYLAR	100V 0.47MF J TP		Q808	T2SC5343Y-	TR	2SC5343Y	
C542	CEXF1H100V	C ELECTRO	50V RSS 10MF (5X11) TP		Q809	T2SC5343Y-	TR	2SC5343Y	
C543	CEXF1H229V	C ELECTRO	50V RSS 2.2MF (5X11) TP		Q810	T2SC5343Y-	TR	2SC5343Y	
C545	CEXF1H229V	C ELECTRO	50V RSS 2.2MF (5X11) TP		Q811	T2SC5343Y-	TR	2SC5343Y	
C547	CEXF1H100V	C ELECTRO	50V RSS 10MF (5X11) TP		Q813	T2SA1980Y-	TR	2SA1980Y	
C548	CEXF1H100V	C ELECTRO	50V RSS 10MF (5X11) TP		Q814	T2SC5343Y-	TR	2SC5343Y	

z_loc	z_parts_code	parts_name	parts_descr	remark	z_loc	z_parts_code	parts_name	parts_descr	remark
Q815	T2SA1980Y-	TR	2SA1980Y		D601	D1N4148—	DIODE	1N4148 (TAPPING)	
Q816	T2SC5343Y-	TR	2SC5343Y		D602	D1N4148—	DIODE	1N4148 (TAPPING)	
SW700	5S50101090	SW TACT	SKHV17910A		D710	DTZX5V6B—	DIODE ZENER	TXZX5V6B (TAPPING)	
SW701	5S50101090	SW TACT	SKHV17910A		D801	DLT2A05G—	DIODE	LT2A05G	
SW702	5S50101090	SW TACT	SKHV17910A		D802	DLT2A05G—	DIODE	LT2A05G	
SW703	5S50101090	SW TACT	SKHV17910A		D803	DLT2A05G—	DIODE	LT2A05G	
SW704	5S50101090	SW TACT	SKHV17910A		D804	DLT2A05G—	DIODE	LT2A05G	
Z601	5PEFST471Y	FILTER EMI	EFST 471		D805	D1N4937G—	DIODE	1N4937G	
Z602	5PEFST471Y	FILTER EMI	EFST 471		D806	D1N4937G—	DIODE	1N4937G	
Z603	5PEFST471Y	FILTER EMI	EFST 471		D808	D1N4937G—	DIODE	1N4937G	
Z604	5PEFST471Y	FILTER EMI	EFST 471		D809	D1N4937G—	DIODE	1N4937G	
Z605	5PEFST471Y	FILTER EMI	EFST 471		D811	DTZX6V2—	DIODE ZENER	TXZX6V2B (TAPPING)	
Z606	5PEFST471Y	FILTER EMI	EFST 471		D821	DRGP15J—	DIODE	RGP15J	
Z607	5PEFST471Y	FILTER EMI	EFST 471		D822	DTZX9V1B—	DIODE ZENER	TXZX9V1B (TAPPING)	
Z608	5PEFST471Y	FILTER EMI	EFST 471		D823	DTZX5V6B—	DIODE ZENER	TXZX5V6B (TAPPING)	
Z609	5PEFST471Y	FILTER EMI	EFST 471		D824	D1N4148—	DIODE	1N4148 (TAPPING)	
Z610	5PEFST471Y	FILTER EMI	EFST 471		D825	D1N4148—	DIODE	1N4148 (TAPPING)	
Z611	5PEFST471Y	FILTER EMI	EFST 471		D830	D1N4937G—	DIODE	1N4937G	
Z612	5PEFST471Y	FILTER EMI	EFST 471		D831	D1N4937G—	DIODE	1N4937G	
ZZ200	PTMJPAC20T2FS	PCB MAIN AXIAL AS	DTC-20T2FS		D840	D1N4004S—	DIODE	1N4004S	
20	2TM10006LB	TAPE MASKING	3M #232-MAP-C 6.2X2000M		D841	D1N4148—	DIODE	1N4148 (TAPPING)	
10	2TM14006LB	TAPE MASKING	3M #232 6.0X2000M		D904	DBAV21—	DIODE	BAV21 (TAPPING)	
A001	4859809893	PCB MAIN	CP-520A DTC		D905	DBAV21—	DIODE	BAV21 (TAPPING)	
C103	CCZB1H102K	C CERA	50V B 1000PF K (AXIAL)		D906	DBAV21—	DIODE	BAV21 (TAPPING)	
C107	CZSL1H470J	C CERA	50V SL 47PF J		D997	DLT2A05G—	DIODE	LT2A05G	
C108	CZSL1H470J	C CERA	50V SL 47PF J		DA01	D1N4148—	DIODE	1N4148 (TAPPING)	
C120	CCZB1H102K	C CERA	50V B 1000PF K (AXIAL)		DA02	DTZX5V6B—	DIODE ZENER	TXZX5V6B (TAPPING)	
C123	CCZB1H472K	C CERA	50V B 4700PF K (AXIAL)		DA03	D1N4148—	DIODE	1N4148 (TAPPING)	
C503	CCZB1H102K	C CERA	50V B 1000PF K (AXIAL)		DA04	DTZX5V6B—	DIODE ZENER	TXZX5V6B (TAPPING)	
C504	CCZB1H102K	C CERA	50V B 1000PF K (AXIAL)		DA06	DTZX5V6B—	DIODE ZENER	TXZX5V6B (TAPPING)	
C512	CBZF1H104Z	C CERA SEMI	50V F 0.1MF Z (AXIAL)		DA08	DTZX5V6B—	DIODE ZENER	TXZX5V6B (TAPPING)	
C523	CCZB1H102K	C CERA	50V B 1000PF K (AXIAL)		DA09	DTZX5V6B—	DIODE ZENER	TXZX5V6B (TAPPING)	
C530	CCZB1H101K	C CERA	50V B 100PF K (AXIAL)		DA10	DTZX5V6B—	DIODE ZENER	TXZX5V6B (TAPPING)	
C531	CCZF1H103Z	C CERA	50V F 0.01MF Z		DA11	DTZX5V6B—	DIODE ZENER	TXZX5V6B (TAPPING)	
C532	CCZF1H103Z	C CERA	50V F 0.01MF Z		DA13	DTZX5V6B—	DIODE ZENER	TXZX5V6B (TAPPING)	
C533	CCZB1H102K	C CERA	50V B 1000PF K (AXIAL)		DA14	DTZX5V6B—	DIODE ZENER	TXZX5V6B (TAPPING)	
C541	CBZF1H104Z	C CERA SEMI	50V F 0.1MF Z (AXIAL)		DA15	DTZX5V6B—	DIODE ZENER	TXZX5V6B (TAPPING)	
C544	CBZF1H104Z	C CERA SEMI	50V F 0.1MF Z (AXIAL)		DA16	DTZX5V6B—	DIODE ZENER	TXZX5V6B (TAPPING)	
C546	CBZF1H104Z	C CERA SEMI	50V F 0.1MF Z (AXIAL)		DA20	DTZX5V6B—	DIODE ZENER	TXZX5V6B (TAPPING)	
C550	CCZF1H103Z	C CERA	50V F 0.01MF Z		DA21	DTZX5V6B—	DIODE ZENER	TXZX5V6B (TAPPING)	
C551	CBZF1H104Z	C CERA SEMI	50V F 0.1MF Z (AXIAL)		DA22	DTZX5V6B—	DIODE ZENER	TXZX5V6B (TAPPING)	
C555	CCZB1H102K	C CERA	50V B 1000PF K (AXIAL)		I805	DTZX33B—	DIODE ZENER	TXZX33B (TAPPING)	
C557	CBZF1H104Z	C CERA SEMI	50V F 0.1MF Z (AXIAL)		J10	85801065GY	WIRE COPPER	AWG22 1/0.65 TIN COATING	
C564	CBZF1H104Z	C CERA SEMI	50V F 0.1MF Z (AXIAL)		J100	85801065GY	WIRE COPPER	AWG22 1/0.65 TIN COATING	
C565	CBZF1H104Z	C CERA SEMI	50V F 0.1MF Z (AXIAL)		J101	85801065GY	WIRE COPPER	AWG22 1/0.65 TIN COATING	
C566	CBZF1H104Z	C CERA SEMI	50V F 0.1MF Z (AXIAL)		J102	85801065GY	WIRE COPPER	AWG22 1/0.65 TIN COATING	
C571	CCZB1H101K	C CERA	50V B 100PF K (AXIAL)		J103	85801065GY	WIRE COPPER	AWG22 1/0.65 TIN COATING	
C572	CCZB1H101K	C CERA	50V B 100PF K (AXIAL)		J104	85801065GY	WIRE COPPER	AWG22 1/0.65 TIN COATING	
C573	CCZB1H101K	C CERA	50V B 100PF K (AXIAL)		J105	85801065GY	WIRE COPPER	AWG22 1/0.65 TIN COATING	
C575	CCZB1H102K	C CERA	50V B 1000PF K (AXIAL)		J106	85801065GY	WIRE COPPER	AWG22 1/0.65 TIN COATING	
C578	CBZF1H104Z	C CERA SEMI	50V F 0.1MF Z (AXIAL)		J107	85801065GY	WIRE COPPER	AWG22 1/0.65 TIN COATING	
C589	CCZB1H472K	C CERA	50V B 4700PF K (AXIAL)		J108	85801065GY	WIRE COPPER	AWG22 1/0.65 TIN COATING	
C590	CBZF1H104Z	C CERA SEMI	50V F 0.1MF Z (AXIAL)		J109	85801065GY	WIRE COPPER	AWG22 1/0.65 TIN COATING	
C591	CBZF1H104Z	C CERA SEMI	50V F 0.1MF Z (AXIAL)		J11	85801065GY	WIRE COPPER	AWG22 1/0.65 TIN COATING	
C592	CCZF1H103Z	C CERA	50V F 0.01MF Z		J111	85801065GY	WIRE COPPER	AWG22 1/0.65 TIN COATING	
C701	CCZB1H103K	C CERA	50V B 0.01MF K (AXIAL)		J112	85801065GY	WIRE COPPER	AWG22 1/0.65 TIN COATING	
C830	CBZF1H104Z	C CERA SEMI	50V F 0.1MF Z (AXIAL)		J113	85801065GY	WIRE COPPER	AWG22 1/0.65 TIN COATING	
CA01	CCZB1H101K	C CERA	50V B 100PF K (AXIAL)		J114	85801065GY	WIRE COPPER	AWG22 1/0.65 TIN COATING	
CA02	CCZB1H101K	C CERA	50V B 100PF K (AXIAL)		J12	85801065GY	WIRE COPPER	AWG22 1/0.65 TIN COATING	
CA03	CCZB1H101K	C CERA	50V B 100PF K (AXIAL)		J13	85801065GY	WIRE COPPER	AWG22 1/0.65 TIN COATING	
CA04	CCZB1H101K	C CERA	50V B 100PF K (AXIAL)		J14	85801065GY	WIRE COPPER	AWG22 1/0.65 TIN COATING	
CA05	CCZB1H101K	C CERA	50V B 100PF K (AXIAL)		J15	85801065GY	WIRE COPPER	AWG22 1/0.65 TIN COATING	
CA06	CCZB1H101K	C CERA	50V B 100PF K (AXIAL)		J16	85801065GY	WIRE COPPER	AWG22 1/0.65 TIN COATING	
CA28	CCZB1H102K	C CERA	50V B 1000PF K (AXIAL)		J17	85801065GY	WIRE COPPER	AWG22 1/0.65 TIN COATING	
D101	DBAT85—	DIODE	BAT85 (TAPPING)		J18	85801065GY	WIRE COPPER	AWG22 1/0.65 TIN COATING	
D102	DBA282—	DIODE	BA282		J19	85801065GY	WIRE COPPER	AWG22 1/0.65 TIN COATING	
D313	D1N4937G—	DIODE	1N4937G		J20	85801065GY	WIRE COPPER	AWG22 1/0.65 TIN COATING	
D405	D1N4937G—	DIODE	1N4937G		J21	85801065GY	WIRE COPPER	AWG22 1/0.65 TIN COATING	
D407	DRGP15J—	DIODE	RGP15J		J22	85801065GY	WIRE COPPER	AWG22 1/0.65 TIN COATING	
D408	DRGP15J—	DIODE	RGP15J		J23	85801065GY	WIRE COPPER	AWG22 1/0.65 TIN COATING	
D410	D1N4004S—	DIODE	1N4004S		J24	85801065GY	WIRE COPPER	AWG22 1/0.65 TIN COATING	
D414	D1N4004S—	DIODE	1N4004S		J25	RD-AZ101J-	R CARBON FILM	1/6 100 OHM J	
D450	D1N4937G—	DIODE	1N4937G		J26	RD-AZ101J-	R CARBON FILM	1/6 100 OHM J	
D501	DBAT85—	DIODE	BAT85 (TAPPING)		J3	85801065GY	WIRE COPPER	AWG22 1/0.65 TIN COATING	
D502	DTZX3V9B—	DIODE ZENER	TXZX3V9B (TAPPING)		J300	85801065GY	WIRE COPPER	AWG22 1/0.65 TIN COATING	
D503	DTZX3V9B—	DIODE ZENER	TXZX3V9B (TAPPING)		J31	85801065GY	WIRE COPPER	AWG22 1/0.65 TIN COATING	
D504	DTZX5V6B—	DIODE ZENER	TXZX5V6B (TAPPING)		J32	85801065GY	WIRE COPPER	AWG22 1/0.65 TIN COATING	
D520	D1N4148—	DIODE	1N4148 (TAPPING)		J33	85801065GY	WIRE COPPER	AWG22 1/0.65 TIN COATING	
D521	D1N4148—	DIODE	1N4148 (TAPPING)		J35	85801065GY	WIRE COPPER	AWG22 1/0.65 TIN COATING	
D522	DTZX3V9B—	DIODE ZENER	TXZX3V9B (TAPPING)		J36	85801065GY	WIRE COPPER	AWG22 1/0.65 TIN COATING	
D523	DTZX3V9B—	DIODE ZENER	TXZX3V9B (TAPPING)		J37	85801065GY	WIRE COPPER	AWG22 1/0.65 TIN COATING	

z_loc	z_parts_code	parts_name	parts_descr	remark	z_loc	z_parts_code	parts_name	parts_descr	remark
J39	85801065GY	WIRE COPPER	AWG22 1/0.65 TIN COATING		R104	RD-AZ683J-	R CARBON FILM	1/6 68K OHM J	
J4	85801065GY	WIRE COPPER	AWG22 1/0.65 TIN COATING		R105	RD-AZ103J-	R CARBON FILM	1/6 10K OHM J	
J40	85801065GY	WIRE COPPER	AWG22 1/0.65 TIN COATING		R106	RD-AZ101J-	R CARBON FILM	1/6 100 OHM J	
J41	85801065GY	WIRE COPPER	AWG22 1/0.65 TIN COATING		R107	RD-AZ101J-	R CARBON FILM	1/6 100 OHM J	
J42	85801065GY	WIRE COPPER	AWG22 1/0.65 TIN COATING		R114	RD-AZ473J-	R CARBON FILM	1/6 47K OHM J	
J43	85801065GY	WIRE COPPER	AWG22 1/0.65 TIN COATING		R115	RD-AZ101J-	R CARBON FILM	1/6 100 OHM J	
J44	85801065GY	WIRE COPPER	AWG22 1/0.65 TIN COATING		R120	RD-AZ101J-	R CARBON FILM	1/6 100 OHM J	
J45	85801065GY	WIRE COPPER	AWG22 1/0.65 TIN COATING		R131	RD-AZ472J-	R CARBON FILM	1/6 4.7K OHM J	
J46	85801065GY	WIRE COPPER	AWG22 1/0.65 TIN COATING		R310	RD-AZ471J-	R CARBON FILM	1/6 470 OHM J	
J47	85801065GY	WIRE COPPER	AWG22 1/0.65 TIN COATING		R311	RD-AZ471J-	R CARBON FILM	1/6 470 OHM J	
J48	85801065GY	WIRE COPPER	AWG22 1/0.65 TIN COATING		R331	RD-Z2201J-	R CARBON FILM	1/2 200 OHM J	
J49	85801065GY	WIRE COPPER	AWG22 1/0.65 TIN COATING		R340	RD-Z473J-	R CARBON FILM	1/4 47K OHM J	
J5	85801065GY	WIRE COPPER	AWG22 1/0.65 TIN COATING		R350	RN-AZ2001F	R METAL FILM	1/4 2K OHM F	
J50	RD-AZ101J-	R CARBON FILM	1/6 100 OHM J		R351	RN-AZ2001F	R METAL FILM	1/4 2K OHM F	
J500	85801065GY	WIRE COPPER	AWG22 1/0.65 TIN COATING		R370	RD-Z159J-	R CARBON FILM	1/4 1.5 OHM J	
J51	85801065GY	WIRE COPPER	AWG22 1/0.65 TIN COATING		R394	RD-AZ272J-	R CARBON FILM	1/6 2.7K OHM J	
J52	85801065GY	WIRE COPPER	AWG22 1/0.65 TIN COATING		R395	RD-AZ394J-	R CARBON FILM	1/4 390K OHM J	
J54	85801065GY	WIRE COPPER	AWG22 1/0.65 TIN COATING		R396	RD-AZ103J-	R CARBON FILM	1/6 10K OHM J	
J56	85801065GY	WIRE COPPER	AWG22 1/0.65 TIN COATING		R401	RD-AZ272J-	R CARBON FILM	1/4 2.7K OHM J	
J57	85801065GY	WIRE COPPER	AWG22 1/0.65 TIN COATING		R403	RD-Z102J-	R CARBON FILM	1/4 1K OHM J	
J58	85801065GY	WIRE COPPER	AWG22 1/0.65 TIN COATING		R404	RD-AZ399J-	R CARBON FILM	1/4 3.9 OHM J	
J59	85801065GY	WIRE COPPER	AWG22 1/0.65 TIN COATING		R405	RD-Z102J-	R CARBON FILM	1/4 1K OHM J	
J6	85801065GY	WIRE COPPER	AWG22 1/0.65 TIN COATING		R407	RD-Z182J-	R CARBON FILM	1/4 1.8K OHM J	
J60	85801065GY	WIRE COPPER	AWG22 1/0.65 TIN COATING		R420	RD-AZ103J-	R CARBON FILM	1/4 10K OHM J	
J61	85801065GY	WIRE COPPER	AWG22 1/0.65 TIN COATING		R422	RD-Z102J-	R CARBON FILM	1/4 1K OHM J	
J62	85801065GY	WIRE COPPER	AWG22 1/0.65 TIN COATING		R423	RD-AZ262J-	R CARBON FILM	1/4 6.2K OHM J	
J63	85801065GY	WIRE COPPER	AWG22 1/0.65 TIN COATING		R500	RD-AZ101J-	R CARBON FILM	1/6 100 OHM J	
J64	85801065GY	WIRE COPPER	AWG22 1/0.65 TIN COATING		R501	RD-AZ332J-	R CARBON FILM	1/6 3.3K OHM J	
J65	85801065GY	WIRE COPPER	AWG22 1/0.65 TIN COATING		R502	RD-AZ332J-	R CARBON FILM	1/6 3.3K OHM J	
J66	85801065GY	WIRE COPPER	AWG22 1/0.65 TIN COATING		R503	RD-AZ102J-	R CARBON FILM	1/6 1K OHM J	
J67	85801065GY	WIRE COPPER	AWG22 1/0.65 TIN COATING		R504	RD-AZ472J-	R CARBON FILM	1/6 4.7K OHM J	
J68	85801065GY	WIRE COPPER	AWG22 1/0.65 TIN COATING		R505	RD-AZ101J-	R CARBON FILM	1/6 100 OHM J	
J69	85801065GY	WIRE COPPER	AWG22 1/0.65 TIN COATING		R506	RD-AZ103J-	R CARBON FILM	1/6 10K OHM J	
J7	RD-AZ101J-	R CARBON FILM	1/6 100 OHM J		R507	RD-AZ332J-	R CARBON FILM	1/6 3.3K OHM J	
J70	85801065GY	WIRE COPPER	AWG22 1/0.65 TIN COATING		R508	RD-AZ332J-	R CARBON FILM	1/6 3.3K OHM J	
J71	85801065GY	WIRE COPPER	AWG22 1/0.65 TIN COATING		R510	RD-AZ103J-	R CARBON FILM	1/6 10K OHM J	
J72	85801065GY	WIRE COPPER	AWG22 1/0.65 TIN COATING		R511	RD-AZ103J-	R CARBON FILM	1/6 10K OHM J	
J73	85801065GY	WIRE COPPER	AWG22 1/0.65 TIN COATING		R514	RD-AZ101J-	R CARBON FILM	1/6 100 OHM J	
J74	85801065GY	WIRE COPPER	AWG22 1/0.65 TIN COATING		R515	RD-AZ101J-	R CARBON FILM	1/6 100 OHM J	
J76	RD-AZ202J-	R CARBON FILM	1/6 2K OHM J		R516	RD-AZ153J-	R CARBON FILM	1/6 15K OHM J	
J78	RD-AZ101J-	R CARBON FILM	1/6 100 OHM J		R517	RD-AZ101J-	R CARBON FILM	1/6 100 OHM J	
J80	85801065GY	WIRE COPPER	AWG22 1/0.65 TIN COATING		R518	RD-AZ101J-	R CARBON FILM	1/6 100 OHM J	
J800	85801065GY	WIRE COPPER	AWG22 1/0.65 TIN COATING		R519	RD-AZ102J-	R CARBON FILM	1/6 1K OHM J	
J81	85801065GY	WIRE COPPER	AWG22 1/0.65 TIN COATING		R527	RD-AZ101J-	R CARBON FILM	1/6 100 OHM J	
J82	85801065GY	WIRE COPPER	AWG22 1/0.65 TIN COATING		R528	RD-AZ101J-	R CARBON FILM	1/6 100 OHM J	
J83	RD-AZ101J-	R CARBON FILM	1/6 100 OHM J		R529	RD-AZ101J-	R CARBON FILM	1/6 100 OHM J	
J84	RD-AZ101J-	R CARBON FILM	1/6 100 OHM J		R530	RD-AZ101J-	R CARBON FILM	1/6 100 OHM J	
J86	85801065GY	WIRE COPPER	AWG22 1/0.65 TIN COATING		R531	RD-AZ181J-	R CARBON FILM	1/6 180 OHM J	
J87	85801065GY	WIRE COPPER	AWG22 1/0.65 TIN COATING		R532	RD-AZ102J-	R CARBON FILM	1/6 1K OHM J	
J88	85801065GY	WIRE COPPER	AWG22 1/0.65 TIN COATING		R533	RD-AZ102J-	R CARBON FILM	1/6 1K OHM J	
J89	85801065GY	WIRE COPPER	AWG22 1/0.65 TIN COATING		R534	RD-AZ472J-	R CARBON FILM	1/6 4.7K OHM J	
J90	85801065GY	WIRE COPPER	AWG22 1/0.65 TIN COATING		R537	RD-AZ183J-	R CARBON FILM	1/6 18K OHM J	
J91	85801065GY	WIRE COPPER	AWG22 1/0.65 TIN COATING		R538	RD-AZ101J-	R CARBON FILM	1/6 100 OHM J	
J92	85801065GY	WIRE COPPER	AWG22 1/0.65 TIN COATING		R539	RD-AZ471J-	R CARBON FILM	1/6 470 OHM J	
J94	85801065GY	WIRE COPPER	AWG22 1/0.65 TIN COATING		R540	RD-AZ471J-	R CARBON FILM	1/6 470 OHM J	
J95	85801065GY	WIRE COPPER	AWG22 1/0.65 TIN COATING		R541	RN-AZ3902F	R METAL FILM	1/6 39K OHM F	
J96	85801065GY	WIRE COPPER	AWG22 1/0.65 TIN COATING		R542	RD-AZ682J-	R CARBON FILM	1/6 6.8K OHM J	
J97	85801065GY	WIRE COPPER	AWG22 1/0.65 TIN COATING		R543	RD-AZ222J-	R CARBON FILM	1/6 2.2K OHM J	
J98	85801065GY	WIRE COPPER	AWG22 1/0.65 TIN COATING		R544	RD-AZ222J-	R CARBON FILM	1/6 2.2K OHM J	
J99	85801065GY	WIRE COPPER	AWG22 1/0.65 TIN COATING		R545	RD-AZ473J-	R CARBON FILM	1/6 47K OHM J	
L101	5CPZ100K02	COIL PEAKING	10UH 3.5MM K (LAL02TB)		R546	RD-AZ181J-	R CARBON FILM	1/6 180 OHM J	
L350	5CPZ109M04	COIL PEAKING	1UH 10.5MM M (LAL04TB)		R547	RD-AZ563J-	R CARBON FILM	1/6 56K OHM J	
L351	5CPZ109M04	COIL PEAKING	1UH 10.5MM M (LAL04TB)		R551	RD-AZ823J-	R CARBON FILM	1/6 82K OHM J	
L505	5CPZ479K02	COIL PEAKING	4.7UH 3.5MM K (LAL02TB)		R552	RD-AZ103J-	R CARBON FILM	1/6 10K OHM J	
L506	5CPZ479K02	COIL PEAKING	4.7UH 3.5MM K (LAL02TB)		R553	RD-AZ103J-	R CARBON FILM	1/6 10K OHM J	
L507	5CPZ479K02	COIL PEAKING	4.7UH 3.5MM K (LAL02TB)		R554	RD-AZ103J-	R CARBON FILM	1/6 10K OHM J	
L508	5CPZ479K02	COIL PEAKING	4.7UH 3.5MM K (LAL02TB)		R555	RD-AZ103J-	R CARBON FILM	1/6 10K OHM J	
L509	5CPZ479K02	COIL PEAKING	4.7UH 3.5MM K (LAL02TB)		R556	RD-AZ101J-	R CARBON FILM	1/6 100 OHM J	
L510	5CPZ479K02	COIL PEAKING	4.7UH 3.5MM K (LAL02TB)		R557	RD-AZ101J-	R CARBON FILM	1/6 100 OHM J	
L512	5CPZ479K02	COIL PEAKING	4.7UH 3.5MM K (LAL02TB)		R558	RD-AZ152J-	R CARBON FILM	1/6 1.5K OHM J	
L513	5CPZ479K02	COIL PEAKING	4.7UH 3.5MM K (LAL02TB)		R559	RD-AZ222J-	R CARBON FILM	1/6 2.2K OHM J	
L515	5CPZ100K02	COIL PEAKING	10UH 3.5MM K (LAL02TB)		R560	RD-AZ222J-	R CARBON FILM	1/6 2.2K OHM J	
L516	5CPZ479K02	COIL PEAKING	4.7UH 3.5MM K (LAL02TB)		R561	RD-AZ101J-	R CARBON FILM	1/6 100 OHM J	
L523	5CPZ479K02	COIL PEAKING	4.7UH 3.5MM K (LAL02TB)		R562	RD-AZ101J-	R CARBON FILM	1/6 100 OHM J	
L650	5MC0000100	COIL BEAD	MD-5 (HC-3550)		R563	RD-AZ101J-	R CARBON FILM	1/6 100 OHM J	
L801	5MC0000100	COIL BEAD	MD-5 (HC-3550)		R564	RD-AZ101J-	R CARBON FILM	1/6 100 OHM J	
R103	RD-AZ123J-	R CARBON FILM	1/6 12K OHM J		R565	RD-AZ154J-	R CARBON FILM	1/6 150K OHM J	
					R566	RD-AZ103J-	R CARBON FILM	1/6 10K OHM J	
					R567	RD-AZ103J-	R CARBON FILM	1/6 10K OHM J	
					R568	RD-AZ103J-	R CARBON FILM	1/6 10K OHM J	
					R569	RD-AZ103J-	R CARBON FILM	1/6 10K OHM J	

z_loc	z_parts_code	parts_name	parts_descr	remark
R571	RD-AZ102J	R CARBON FILM	1/6 1K OHM J	
R572	RD-AZ103J	R CARBON FILM	1/6 10K OHM J	
R573	RD-AZ103J	R CARBON FILM	1/6 10K OHM J	
R574	RD-AZ103J	R CARBON FILM	1/6 10K OHM J	
R575	RD-AZ103J	R CARBON FILM	1/6 10K OHM J	
R576	RD-AZ102J	R CARBON FILM	1/6 1K OHM J	
R577	RD-AZ102J	R CARBON FILM	1/6 1K OHM J	
R578	RD-AZ102J	R CARBON FILM	1/6 1K OHM J	
R579	RD-AZ101J	R CARBON FILM	1/6 100 OHM J	
R580	RD-AZ123J	R CARBON FILM	1/6 12K OHM J	
R581	RD-AZ101J	R CARBON FILM	1/6 100 OHM J	
R582	RD-AZ101J	R CARBON FILM	1/6 100 OHM J	
R583	RD-AZ101J	R CARBON FILM	1/6 100 OHM J	
R584	RD-AZ101J	R CARBON FILM	1/6 100 OHM J	
R585	RD-AZ101J	R CARBON FILM	1/6 100 OHM J	
R586	RD-AZ101J	R CARBON FILM	1/6 100 OHM J	
R587	RD-AZ101J	R CARBON FILM	1/6 100 OHM J	
R588	RD-AZ102J	R CARBON FILM	1/6 1K OHM J	
R589	RD-AZ102J	R CARBON FILM	1/6 1K OHM J	
R590	RD-AZ334J	R CARBON FILM	1/6 330K OHM J	
R598	RD-AZ182J	R CARBON FILM	1/6 1.8K OHM J	
R599	RD-AZ224J	R CARBON FILM	1/6 220K OHM J	
R601	RD-AZ152J	R CARBON FILM	1/6 1.5K OHM J	
R602	RD-AZ104J	R CARBON FILM	1/6 100K OHM J	
R608	RD-2Z151J	R CARBON FILM	1/2 150 OHM J	
R609	RD-2Z151J	R CARBON FILM	1/2 150 OHM J	
R610	RD-AZ103J	R CARBON FILM	1/6 10K OHM J	
R611	RD-AZ474J	R CARBON FILM	1/6 470K OHM J	
R612	RD-AZ474J	R CARBON FILM	1/6 470K OHM J	
R650	RD-AZ513J	R CARBON FILM	1/6 51K OHM J	
R660	RD-AZ513J	R CARBON FILM	1/6 51K OHM J	
R661	RD-AZ682J	R CARBON FILM	1/6 6.8K OHM J	
R662	RD-AZ682J	R CARBON FILM	1/6 6.8K OHM J	
R700	RD-2Z332J	R CARBON FILM	1/2 3.3K OHM J	
R701	RN-AZ1002F	R METAL FILM	1/6 10K OHM F	
R702	RN-AZ1502F	R METAL FILM	1/6 15K OHM F	
R713	RD-AZ681J	R CARBON FILM	1/6 680 OHM J	
R720	RD-AZ122J	R CARBON FILM	1/6 1.2K OHM J	
R721	RD-AZ181J	R CARBON FILM	1/6 180 OHM J	
R722	RD-AZ221J	R CARBON FILM	1/6 220 OHM J	
R723	RD-AZ331J	R CARBON FILM	1/6 330 OHM J	
R724	RD-AZ471J	R CARBON FILM	1/6 470 OHM J	
R805	RD-2Z100J	R CARBON FILM	1/2 10 OHM J	
R806	RD-2Z472J	R CARBON FILM	1/2 4.7K OHM J	
R807	RD-2Z272J	R CARBON FILM	1/2 2.7K OHM J	
R808	RD-2Z821J	R CARBON FILM	1/2 820 OHM J	
R810	RD-AZ102J	R CARBON FILM	1/4 1K OHM J	
R811	RC-2Z565KP	R CARBON COMP	1/2 5.6M OHM K	
R812	RD-4Z473J	R CARBON FILM	1/4 47K OHM J	
R813	RD-4Z473J	R CARBON FILM	1/4 47K OHM J	
R814	RD-AZ472J	R CARBON FILM	1/6 4.7K OHM J	
R815	RD-AZ472J	R CARBON FILM	1/6 4.7K OHM J	
R816	RD-4Z399J	R CARBON FILM	1/4 3.9 OHM J	
R817	RD-AZ473J	R CARBON FILM	1/6 47K OHM J	
R820	RD-AZ102J	R CARBON FILM	1/6 1K OHM J	
R821	RD-4Z102J	R CARBON FILM	1/4 1K OHM J	
R823	RD-4Z622J	R CARBON FILM	1/4 6.2K OHM J	
R829	RD-AZ103J	R CARBON FILM	1/6 10K OHM J	
R830	RD-AZ332J	R CARBON FILM	1/6 3.3K OHM J	
R840	85801065GY	WIRE COPPER	AWG22 1/0.65 TIN COATING	
R841	RD-2Z479J	R CARBON FILM	1/2 4.7 OHM J	
R842	85801065GY	WIRE COPPER	AWG22 1/0.65 TIN COATING	
R850	85801065GY	WIRE COPPER	AWG22 1/0.65 TIN COATING	
R870	RD-2Z222J	R CARBON FILM	1/2 2.2K OHM J	
R901	RD-AZ561J	R CARBON FILM	1/6 560 OHM J	
R910	RD-AZ101J	R CARBON FILM	1/6 100 OHM J	
R911	RD-AZ101J	R CARBON FILM	1/6 100 OHM J	
R912	RD-AZ101J	R CARBON FILM	1/6 100 OHM J	
R913	RC-2Z102K	R CARBON COMP	1/2 1K OHM K	
R914	RC-2Z102K	R CARBON COMP	1/2 1K OHM K	
R915	RC-2Z102K	R CARBON COMP	1/2 1K OHM K	
R921	RD-AZ221J	R CARBON FILM	1/6 220 OHM J	
R922	RD-AZ221J	R CARBON FILM	1/6 220 OHM J	
R923	RD-AZ221J	R CARBON FILM	1/6 220 OHM J	
R996	RD-2Z105J	R CARBON FILM	1/2 1M OHM J	
R997	RD-2Z102J	R CARBON FILM	1/2 1K OHM J	
RA02	RD-AZ101J	R CARBON FILM	1/6 100 OHM J	
RA03	RD-AZ101J	R CARBON FILM	1/6 100 OHM J	
RA04	RD-AZ101J	R CARBON FILM	1/6 100 OHM J	
RA05	RD-AZ103J	R CARBON FILM	1/6 10K OHM J	
RA06	RD-AZ750J	R CARBON FILM	1/6 75 OHM J	

z_loc	z_parts_code	parts_name	parts_descr	remark
RA07	RD-AZ332J	R CARBON FILM	1/6 3.3K OHM J	
RA08	RD-AZ750J	R CARBON FILM	1/6 75 OHM J	
RA09	RD-AZ750J	R CARBON FILM	1/6 75 OHM J	
RA10	RD-AZ470J	R CARBON FILM	1/6 47 OHM J	
RA11	RD-AZ680J	R CARBON FILM	1/6 68 OHM J	
RA12	RD-AZ102J	R CARBON FILM	1/6 1K OHM J	
RA13	RD-AZ222J	R CARBON FILM	1/6 2.2K OHM J	
RA14	RD-AZ220J	R CARBON FILM	1/6 22 OHM J	
RA15	RD-AZ750J	R CARBON FILM	1/6 75 OHM J	
RA16	RD-AZ750J	R CARBON FILM	1/6 75 OHM J	
RA17	RD-AZ103J	R CARBON FILM	1/6 10K OHM J	
RA18	RD-AZ332J	R CARBON FILM	1/6 3.3K OHM J	
RA19	RD-AZ750J	R CARBON FILM	1/6 75 OHM J	
RA23	RD-AZ220J	R CARBON FILM	1/6 22 OHM J	
RA24	RD-AZ222J	R CARBON FILM	1/6 2.2K OHM J	
RA25	RD-AZ102J	R CARBON FILM	1/6 1K OHM J	
RA29	RD-AZ101J	R CARBON FILM	1/6 100 OHM J	
RA32	RD-AZ470J	R CARBON FILM	1/6 47 OHM J	
RA35	RD-AZ750J	R CARBON FILM	1/6 75 OHM J	
ZZ140	PTPKCPC20T2FS	PACKING AS	DTC-20T2FZS-S	
M641	6520010200	STAPLE PIN	#3417 ALL	
M801	GPBBW2T1312	BOX	20T1/72T8 UNIVERSAL (NEW)	
M811	4858179600	PAD	20T2	
M821	4858210702	BAG P.E.	PE FILM T0.05X1150X1000	

6.3 DTC-21Y1FZF-S

z_loc	z_parts_code	parts_name	parts_descr	remark	z_loc	z_parts_code	parts_name	parts_descr	remark
ZZ100	PTACPWC21Y1FS	ACCESSORY AS	DTC-21Y1FZF-S		I801A	4857024600	HEAT SINK	AL EX B/K	
I2000	48B4846G2201	TRANSMITTER REMOCON	R-46G22 (AAA)		I801B	7174301211	SCREW TAPPTITE	TT2 RND 3X12 MFZN	
I3000	4850Q00910	BATTERY	AAA R03/NN SUPERGARD		I804	1KP1010C—	IC PHOTO COUPLER	KP-1010C	
I4000	4858213801	BAG INSTRUCTION	L. D. P. E. TO. 05X250X40		I806	1DP110—	IC ERROR AMP	DP110	
ZZ120	PTBCSHC21Y1S	COVER BACK AS	DTC-21Y1FZF-S		I810	TX0202DA—	THYRISTOR	X0202DA	
M211	4852156101S	COVER BACK	21Y1 GY778A		I820	1L7805CV—	IC REGULATOR	L7805CV	
M541	4855415800	S/PLATE	150ART P/E FILM (C/TV)		I822	1L7808CV—	IC REGULATOR	L7808CV	
M542	485580002207	LABEL SERIAL	ART 90		I823	1LD1117V33	IC REGULATOR	LD1117AV33 3.3V TO-220	
M781	4857817612	CLOTH BLACK	FELT T0.7 L-250		I824	1LD1117V50	IC REGULATOR	LD1117AV50 5.0V TO-220	
ZZ130	PTCACAC21Y1FFS	CABINET AS	DTC-21Y1FZF-S		I901	1TDA6107AJ	IC VIDEO	TDA6107AJF	
20	2193011101	SOLDER WIRE	RS 60-1.2 1.6A		I901A	4857031100	HEAT SINK	A1050P-H24 T2.0	
40	4856812001	TIE CABLE	NYLON66 DA100		I901B	7174300811	SCREW TAPPTITE	TT2 RND 3X8 MFZN	
M191	4851939401S	BUTTON CTRL AS	21Y1 (GRAY)+830C		JP01	4859102130	JACK EARPHONE	YSC-1537	
M201A	4856017303	SCREW CRT FIX	5X30 L80 BK		JPA1	4859200401	SOCKET RGB	SR-21A1 (ANGLE TYPE)	
M201B	4856215402	WASHER RUBBER	20"		JPA2	4859200401	SOCKET RGB	SR-21A1 (ANGLE TYPE)	
M201C	4856017310	SCREW CRT FIX	5X30 L190 BK		JPA3	4859108450	JACK PIN BOARD	YSC03P-4120-14A	
M211A	7172401412	SCREW TAPPING	TT2 TRS 4X14 MFZN BK		L401	58H0000020	COIL H-LINEARITY	L-76(76.5UH)	
M211B	7178301011	SCREW TAPPING	TT2 WAS 3X10 MFZN		L514	5CP2100K04	COIL PEAKING	10UH 10.5MM K (LAL04TB)	
M481	4854856501S	BUTTON POWER	21Y1 GY340A (GRAY)		L802	58C9430599	COIL CHOKE	AZ-9004Y(94MH)	
M481A	4856716000	SPRING	14Q1/M3 SWPA PIE0.5		LF801	5PLF24A1—	FILTER LINE	LF-24A1	
M561	48556175SD01	MARK BRAND	DAEWOO 21T5 (SILVER)		M351	4858900002	HOLDER LED AS	LH-3P	
PWC1	4859906210	CORD POWER	W/F 6-LO (LOMAX NEW)		P401	4850705N14	CONNECTOR	BIC-05T-25T+ULW=500	
V901	4859607660N	"CRT (PHILIPS 21") "	A51EAL135X17		P402	4859240120	CONN WAFER	YFW500-06	
ZZ131	58G0000147	COIL DEGAUSSING	DC-21SF		P501	4850705N14	CONNECTOR	BIC-05T-25T+ULW=500	
ZZ132	48519A5210	CRT GROUND AS	21A5		P601	4859231720	CONN WAFER	YW025-04	
ZZ200	PTFMSJC21Y1S	MASK FRONT AS	DTC-21Y1FZF-S		P701	4859231720	CONN WAFER	YW025-04	
M201	4852074101S	MASK FRONT	21Y1 GY340A+SV128BP		P801	4859287320	CONN WAFER	MKS2822 (LOMAX NEW TYPE)	
ZZ210	PTSPPPWC21Y3S	SPEAKER AS	DTC-21Y3FZFJS		P802	4859242220	CONN WAFER	YFW800-02	
SP01	4858310910	SPEAKER	7.5W 8 OHM 95BF03LC		P905	4859262120	CONN WAFER	YFW 800-01 A5MODELS	
SP01A	4850704S28	CONN AS	YH025-04+35089+ULW=600		Q401	T2SD2578—	TR	25SD2578	
SP02	4858310910	SPEAKER	7.5W 8 OHM 95BF03LC		Q401A	4857024500	HEAT SINK	AL EX	
ZZ290	PTMPMSC21Y2FF	PCB MAIN MANUAL AS	DTC-21Y2FZF		Q401B	7174300811	SCREW TAPPTITE	TT2 RND 3X8 MFZN	
10	2193100801	SOLDER BAR	SN:PB-63:37 3P(NO FLUX)		R398	RS02Y189JS	R M-OXIDE FILM	2W 1.8 OHM J SMALL	
40	2291050314	FLUX SOLVENT	IM-1000		R415	RS02Y102JS	R M-OXIDE FILM	2W 1K OHM J SMALL	
20	2193011101	SOLDER WIRE	RS 60-1.2 1.6A		R450	RS02Y223JS	R M-OXIDE FILM	2W 22K OHM J SMALL	
30	2291050617P	FLUX SOLDER	CF-329D		R801	DDC7R0M290	POSISTOR	ECP0CD7R0M290	
50	2291140501	WAX COVER	60G/PC		R802	RS02Y753JS	R M-OXIDE FILM	2W 75K OHM J SMALL	
60	2291051001	FLUX KILLER	KFT-7		R803	RS02Y473JS	R M-OXIDE FILM	2W 47K OHM J SMALL	
C315	CEXF2A470V	C ELECTRO	100V RSS 47MF (10X16) TP		R804	RS02Y278JS	R M-OXIDE FILM	2W 0.27 OHM J SMALL	
C402	CMYH3C752J	C MYLAR	1.6KV 7500PF J (BUP)		R819	RX10B339JN	R CEMENT	10W 3.3 OHM J BENCH 4P	
C408	CMYE2D474J	C MYLAR	200V 0.47MF J (PL)		R822	RS02Y569JS	R M-OXIDE FILM	2W 5.6 OHM J SMALL	
C415	CEXF2E330V	C ELECTRO	250V RSS 33MF (13X25) TP		R920	RF01Y109JA	R FUSIBLE	1W 1 OHM J A CURVE	
C430	CCYR3D681K	C CERA	2KV R 680PF K 125C		SCT1	4859303530	SOCKET CRT	PCS629-03C	
C431	CMXB2G472J	C MYLAR	400V 4700PF J TP		SW801	5S40101143	SW PUSH	PS3-22SP (P.C.B)	
C604	CEXF1E102V	C ELECTRO	25V RSS 1000MF (13X20) TP		T401	50D10A2—	TRANS DRIVE	TD-10A2	
C801	CL1UC3474M	C LINE ACROSS	0.47MF 1J/UCVSNDF/SV		T402	50H0000204	FBT	1142.5106	
C805	CEYN2G181P	C ELECTRO	400V LHS 180MF (25X35)		T801	50M3934A2-	TRANS SMPS	2084.0046	
C810	CCYR3A102K	C CERA	HIKR 1KV 1000PF K 125C		U100	4859724930	TUNER VARACTOR	UV1316/Al-4	
C812	CH1BFE472M	C CERA AC	AC400V 4700PF M U/C/V		U100B	4851900130	GROUND TUNER AS	DS-W1015-S	
C813	CEYF2E470V	C ELECTRO	250V RSS 47MF (16X25)		X501	5XJ24R576E	CRYSTAL QUARTZ	HC-49/S 24.576MHZ 30PPM	
C814	CEXF2E101V	C ELECTRO	250V RSS 100MF 18X35.5		Z101	5PK3953M—	FILTER SAW	K3953M	
C820	CCYR3A102K	C CERA	HIKR 1KV 1000PF K 125C		Z102	5PK9650M—	FILTER SAW	K9650M	
C823	CEXF1E102V	C ELECTRO	25V RSS 1000MF (13X20) TP		ZZ200	PTMPJBC21Y2FF	PCB MAIN EYE LET AS	DTC-21Y2FZF	
C832	CEXF1E102V	C ELECTRO	25V RSS 1000MF (13X20) TP		E01	4856310600	EYE LET	BSR 2.3(R2.3)	
C840	CEXF1C332V	C ELECTRO	16V RSS 3300MF		E02	4856310600	EYE LET	BSR 2.3(R2.3)	
C841	CEXF1C332V	C ELECTRO	16V RSS 3300MF		E03	4856310600	EYE LET	BSR 2.3(R2.3)	
C861	CEXF1E102C	C ELECTRO	25V RUS 1000MF 13X20 TP		E04	4856310600	EYE LET	BSR 2.3(R2.3)	
C866	CCYR3A471K	C CERA	1KV 470PF K 125C		E05	4856310600	EYE LET	BSR 2.3(R2.3)	
C905	CEXF2E479V	C ELECTRO	250V RSS 4.7MF (10X16) TP		E06	4856310600	EYE LET	BSR 2.3(R2.3)	
C965	CBXB3D102K	C CERA SEMI	2KV BL(N) 1000PF K (T)		E13	4856310600	EYE LET	BSR 2.3(R2.3)	
C997	CEXF2E100V	C ELECTRO	250V RSS 10MF (10X20) TP		E14	4856310600	EYE LET	BSR 2.3(R2.3)	
D403	DBY228—	DIODE	BY228		E17	4856310600	EYE LET	BSR 2.3(R2.3)	
D820	DBYW76—	DIODE	BYW76		E18	4856310600	EYE LET	BSR 2.3(R2.3)	
D860	DBYW76—	DIODE	BYW76		E19	4856310600	EYE LET	BSR 2.3(R2.3)	
F801	5FSCB4022R	FUSE CERA	SEMKO F4AH 4A 250V MF51		E20	4856310600	EYE LET	BSR 2.3(R2.3)	
G800	4SG0DY0001	SPARK GAP	SSG-102-A1(1.0KV) BULK		E21	4856310300	EYE LET	BSR T0.2 (R1.6)	
G901	4SG0DY0001	SPARK GAP	SSG-102-A1(1.0KV) BULK		E22	4856310300	EYE LET	BSR T0.2 (R1.6)	
G902	4SG0DY0001	SPARK GAP	SSG-102-A1(1.0KV) BULK		E23	4856310300	EYE LET	BSR T0.2 (R1.6)	
G903	4SG0DY0001	SPARK GAP	SSG-102-A1(1.0KV) BULK		E24	4856310300	EYE LET	BSR T0.2 (R1.6)	
G904	4SG0DY0001	SPARK GAP	SSG-102-A1(1.0KV) BULK		E25	4856310300	EYE LET	BSR T0.2 (R1.6)	
I301	1TDA8358J-	IC VERTICAL	TDA8358J		E26	4856310300	EYE LET	BSR T0.2 (R1.6)	
I301A	4857024421	HEAT SINK	I602A (CP-385)		E27	4856310300	EYE LET	BSR T0.2 (R1.6)	
I301B	7174301011	SCREW TAPPTITE	TT2 RND 3X10 MFZN		E28	4856310300	EYE LET	BSR T0.2 (R1.6)	
I502	1AT24C16PC	IC MEMORY	AT24C16-10PC		E29	4856310300	EYE LET	BSR T0.2 (R1.6)	
I602	1TDA8946J-	IC AUDIO	TDA8946J		E30	4856310300	EYE LET	BSR T0.2 (R1.6)	
I602A	4857024421	HEAT SINK	I602A (CP-385)		E31	4856310300	EYE LET	BSR T0.2 (R1.6)	
I602B	7174301011	SCREW TAPPTITE	TT2 RND 3X10 MFZN		E32	4856310300	EYE LET	BSR T0.2 (R1.6)	
I703	1TSOP1238W	IC PREAMP	TSOP1238W11						
I801	1STRF6653-	IC SMPS	STR-F6653						

z_loc	z_parts_code	parts_name	parts_descr	remark	z_loc	z_parts_code	parts_name	parts_descr	remark
E33	4856310300	EYE LET	BSR T0.2 (R1.6)		C561	CEXF1H229V	C ELECTRO	50V RSS 2.2MF (5X11) TP	
E34	4856310300	EYE LET	BSR T0.2 (R1.6)		C562	CMXM2A104J	C MYLAR	100V 0.1MF J TP	
E35	4856310300	EYE LET	BSR T0.2 (R1.6)		C563	CEXF1H100V	C ELECTRO	50V RSS 10MF (5X11) TP	
E36	4856310300	EYE LET	BSR T0.2 (R1.6)		C567	CEXF1H100V	C ELECTRO	50V RSS 10MF (5X11) TP	
E37	4856310300	EYE LET	BSR T0.2 (R1.6)		C568	CBXF1H104Z	C CERA SEMI	50V F 0.1MF Z (TAPPING)	
E38	4856310300	EYE LET	BSR T0.2 (R1.6)		C569	CEXF1E470V	C ELECTRO	25V RSS 47MF (5X11) TP	
E42	4856310300	EYE LET	BSR T0.2 (R1.6)		C574	CMXL1J224J	C MYLAR	63V MEU 0.22MF J TP	
E43	4856310300	EYE LET	BSR T0.2 (R1.6)		C576	CMXL1J224J	C MYLAR	63V MEU 0.22MF J TP	
E44	4856310300	EYE LET	BSR T0.2 (R1.6)		C577	CEXF1E470V	C ELECTRO	25V RSS 47MF (5X11) TP	
E47	4856310300	EYE LET	BSR T0.2 (R1.6)		C579	CCXB1H102K	C CERA	50V B 1000PF K (TAPPING)	
E48	4856310300	EYE LET	BSR T0.2 (R1.6)		C581	CMXL1J224J	C MYLAR	63V MEU 0.22MF J TP	
E49	4856310300	EYE LET	BSR T0.2 (R1.6)		C582	CEXF1C101V	C ELECTRO	16V RSS 100MF (6.3X11) TP	
E50	4856310300	EYE LET	BSR T0.2 (R1.6)		C602	CEXF1C221V	C ELECTRO	16V RSS 220MF (8X11.5) TP	
E51	4856310300	EYE LET	BSR T0.2 (R1.6)		C608	CCXB1H222K	C CERA	50V B 2200PF K (TAPPING)	
E54	4856310300	EYE LET	BSR T0.2 (R1.6)		C609	CCXB1H222K	C CERA	50V B 2200PF K (TAPPING)	
E55	4856310300	EYE LET	BSR T0.2 (R1.6)		C625	CEXF1H479V	C ELECTRO	50V RSS 4.7MF (5'11) TP	
E56	4856310600	EYE LET	BSR 2.3(R2.3)		C660	CEXF1H100V	C ELECTRO	50V RSS 10MF (5X11) TP	
E57	4856310600	EYE LET	BSR 2.3(R2.3)		C661	CMXM2A224J	C MYLAR	100V 0.22MF J BULK	
ZZ200	PTMPJ2C21Y2FF	PCB CHIP MOUNT B AS	DTC-21Y2FZF		C662	CMXM2A224J	C MYLAR	100V 0.22MF J BULK	
I501	1TDA20HB01	IC MICOM FLASH	TDA12020H1/N1 B01		C665	CCXB1H472K	C CERA	50V B 4700PF K (TAPPING)	
ZZ200	PTMPJ2C21Y2FF	PCB MAIN RADIAL AS	DTC-21Y2FZF		C666	CBXF1H104Z	C CERA SEMI	50V F 0.1MF Z (TAPPING)	
C102	CEXF1E470V	C ELECTRO	25V RSS 47MF (5X11) TP		C667	CCXB1H472K	C CERA	50V B 4700PF K (TAPPING)	
C104	CCXB1H102K	C CERA	50V B 1000PF K (TAPPING)		C668	CMXM2A224J	C MYLAR	100V 0.22MF J BULK	
C106	CEXF1E470V	C ELECTRO	25V RSS 47MF (5X11) TP		C669	CMXM2A224J	C MYLAR	100V 0.22MF J BULK	
C121	CEXF1H100V	C ELECTRO	50V RSS 10MF (5X11) TP		C690	CEXF1H479V	C ELECTRO	50V RSS 4.7MF (5'11) TP	
C122	CEXF1H100V	C ELECTRO	50V RSS 10MF (5X11) TP		C691	CEXF1H479V	C ELECTRO	50V RSS 4.7MF (5'11) TP	
C305	CEXF1E221V	C ELECTRO	25V RSS 220MF (8X11.5) TP		C770	CEXF1C101V	C ELECTRO	16V RSS 100MF (6.3X11) TP	
C313	CMXM2A104J	C MYLAR	100V 0.1MF J TP		C803	CCXF3A472Z	C CERA	1KV F 4700PF Z (T)	
C320	CBXF1H104Z	C CERA SEMI	50V F 0.1MF Z (TAPPING)		C804	CCXF3A472Z	C CERA	1KV F 4700PF Z (T)	
C350	CCXF1H473Z	C CERA	50V F 0.047MF Z (TAPPING)		C806	CEXF1H220V	C ELECTRO	50V RSS 22MF (5X11) TP	
C351	CCXF1H473Z	C CERA	50V F 0.047MF Z (TAPPING)		C807	CMXL1J104J	C MYLAR	63V MEU 0.1MF J	
C370	CCXF1H473Z	C CERA	50V F 0.047MF Z (TAPPING)		C808	CEXF1H100V	C ELECTRO	50V RSS 10MF (5X11) TP	
C401	CEXF1H101V	C ELECTRO	50V RSS 100MF (8'11.5) TP		C809	CCXB1H102K	C CERA	50V B 1000PF K (TAPPING)	
C412	CEXF2C339V	C ELECTRO	160V RSS 3.3MF (8X16) TP		C821	CCXB1H102K	C CERA	50V B 1000PF K (TAPPING)	
C414	CMXM2A104J	C MYLAR	100V 0.1MF J TP		C824	CCXB3A471K	C CERA	1KV B 470PF K (T)	
C418	CCXB1H102K	C CERA	50V B 1000PF K (TAPPING)		C831	CCXB3A471K	C CERA	1KV B 470PF K (T)	
C420	CCXB2H222K	C CERA	500V B 2200PF K (TAPPING)		C835	CEXF1E470V	C ELECTRO	25V RSS 47MF (5X11) TP	
C421	CCXF1H473Z	C CERA	50V F 0.047MF Z (TAPPING)		C844	CEXF1E101V	C ELECTRO	25V RSS 100MF (6.3X11) TP	
C501	CEXF1C470V	C ELECTRO	16V RSS 47MF (5X11) TP		C850	CCXB1H821K	C CERA	50V B 820PF K (TAPPING)	
C502	CEXF1C470V	C ELECTRO	16V RSS 47MF (5X11) TP		C862	CEXF1E101V	C ELECTRO	25V RSS 100MF (6.3X11) TP	
C505	CMXL1J224J	C MYLAR	63V MEU 0.22MF J TP		C863	CEXF1E101V	C ELECTRO	25V RSS 100MF (6.3X11) TP	
C507	CMXL1J224J	C MYLAR	63V MEU 0.22MF J TP		C901	CCXB1H561K	C CERA	50V B 560PF K (TAPPING)	
C508	CEXF1C470V	C ELECTRO	16V RSS 47MF (5X11) TP		C968	CMXL2E104K	C MYLAR	250V 0.1MF K MEU TP	
C509	CMXL1J224J	C MYLAR	63V MEU 0.22MF J TP		CA10	CCXB1H102K	C CERA	50V B 1000PF K (TAPPING)	
C510	CEXF1E101V	C ELECTRO	25V RSS 100MF (6.3X11) TP		F801A	4857415001	CLIP FUSE	PFCS000-0702	
C511	CCXB1H102K	C CERA	50V B 1000PF K (TAPPING)		F801B	4857415001	CLIP FUSE	PFCS000-0702	
C513	CMXL1J224J	C MYLAR	63V MEU 0.22MF J TP		L517	5CPX479K—	COIL PEAKING	4.7UH K RADIAL	
C514	CCXB1H102K	C CERA	50V B 1000PF K (TAPPING)		L518	5CPX479K—	COIL PEAKING	4.7UH K RADIAL	
C515	CMXL1J224J	C MYLAR	63V MEU 0.22MF J TP		L519	5CPX479K—	COIL PEAKING	4.7UH K RADIAL	
C516	CMXL1J224J	C MYLAR	63V MEU 0.22MF J TP		Q120	T2SC5343Y-	TR	2SC5343Y	
C517	CEXF1C101V	C ELECTRO	16V RSS 100MF (6.3X11) TP		Q402	T2SD1207T-	TR	2SD1207-T (TAPPING)	
C518	CBXF1H104Z	C CERA SEMI	50V F 0.1MF Z (TAPPING)		Q501	T2SC5343Y-	TR	2SC5343Y	
C519	CMXL1J224J	C MYLAR	63V MEU 0.22MF J TP		Q502	T2SA1980Y-	TR	2SA1980Y	
C520	CEXF1H229V	C ELECTRO	50V RSS 2.2MF (5X11) TP		Q503	T2SC5343Y-	TR	2SC5343Y	
C521	CCXB1H222K	C CERA	50V B 2200PF K (TAPPING)		Q504	T2SA1980Y-	TR	2SA1980Y	
C522	CBXF1H104Z	C CERA SEMI	50V F 0.1MF Z (TAPPING)		Q506	T2SC5343Y-	TR	2SC5343Y	
C524	CMXM2A682J	C MYLAR	100V 6800PF J TP		Q507	T2SA1980Y-	TR	2SA1980Y	
C525	CEXF1H109V	C ELECTRO	50V RSS 1MF (5X11) TP		Q508	T2SC5343Y-	TR	2SC5343Y	
C526	CMXL1J224J	C MYLAR	63V MEU 0.22MF J TP		Q513	T2SA1980Y-	TR	2SA1980Y	
C527	CEXF1H100V	C ELECTRO	50V RSS 10MF (5X11) TP		Q514	TH2N7000—	TR	H2N7000	
C528	CCXF1H223Z	C CERA	50V F 0.022MF Z (TAPPING)		Q515	TH2N7000—	TR	H2N7000	
C529	CMXL1J154J	C MYLAR	63V MEU 0.15MF J		Q601	T2SC5343Y-	TR	2SC5343Y	
C534	CEXF1H229V	C ELECTRO	50V RSS 2.2MF (5X11) TP		Q602	T2SA1980Y-	TR	2SA1980Y	
C535	CMXL1J474J	C MYLAR	63V 0.47MF MKT		Q807	T2SC5343Y-	TR	2SC5343Y	
C536	CMXL1J474J	C MYLAR	63V 0.47MF MKT		Q808	T2SC5343Y-	TR	2SC5343Y	
C537	CEXF1H229V	C ELECTRO	50V RSS 2.2MF (5X11) TP		Q809	T2SC5343Y-	TR	2SC5343Y	
C538	CEXF1H229V	C ELECTRO	50V RSS 2.2MF (5X11) TP		Q810	T2SC5343Y-	TR	2SC5343Y	
C539	CMXM2A332J	C MYLAR	100V 3300PF J TP		Q811	T2SC5343Y-	TR	2SC5343Y	
C540	CMXM2A473J	C MYLAR	100V 0.047MF J TP		Q813	T2SA1980Y-	TR	2SA1980Y	
C542	CEXF1H100V	C ELECTRO	50V RSS 10MF (5X11) TP		Q814	T2SC5343Y-	TR	2SC5343Y	
C543	CEXF1H229V	C ELECTRO	50V RSS 2.2MF (5X11) TP		Q815	T2SA1980Y-	TR	2SA1980Y	
C545	CEXF1H229V	C ELECTRO	50V RSS 2.2MF (5X11) TP		Q816	T2SC5343Y-	TR	2SC5343Y	
C547	CEXF1H100V	C ELECTRO	50V RSS 10MF (5X11) TP		SW700	5S50101090	SW TACT	SKHV17910A	
C548	CEXF1H100V	C ELECTRO	50V RSS 10MF (5X11) TP		SW701	5S50101090	SW TACT	SKHV17910A	
C549	CMXL1J474J	C MYLAR	63V 0.47MF MKT		SW702	5S50101090	SW TACT	SKHV17910A	
C552	CMXL1J474J	C MYLAR	63V 0.47MF MKT		SW703	5S50101090	SW TACT	SKHV17910A	
C553	CMXL1J474J	C MYLAR	63V 0.47MF MKT		SW704	5S50101090	SW TACT	SKHV17910A	
C554	CMXL1J474J	C MYLAR	63V 0.47MF MKT		Z601	5PEFST471Y	FILTER EMI	EFST 471	
C556	CCXB1H102K	C CERA	50V B 1000PF K (TAPPING)		Z602	5PEFST471Y	FILTER EMI	EFST 471	
C558	CBXF1H104Z	C CERA SEMI	50V F 0.1MF Z (TAPPING)		Z603	5PEFST471Y	FILTER EMI	EFST 471	
C560	CEXF1H229V	C ELECTRO	50V RSS 2.2MF (5X11) TP		Z604	5PEFST471Y	FILTER EMI	EFST 471	

z_loc	z_parts_code	parts_name	parts_descr	remark	z_loc	z_parts_code	parts_name	parts_descr	remark
Z605	5PEFST471Y	FILTER EMI	EFST 471		D811	DTX6V2—	DIODE ZENER	TZX6V2B (TAPPING)	
Z606	5PEFST471Y	FILTER EMI	EFST 471		D821	DRGP15J—	DIODE	RGP15J	
Z607	5PEFST471Y	FILTER EMI	EFST 471		D822	DTX9V1B—	DIODE ZENER	TZX9V1B (TAPPING)	
Z608	5PEFST471Y	FILTER EMI	EFST 471		D823	DTZX5V6B—	DIODE ZENER	TZX5V6B (TAPPING)	
Z609	5PEFST471Y	FILTER EMI	EFST 471		D824	D1N4148—	DIODE	1N4148 (TAPPING)	
Z610	5PEFST471Y	FILTER EMI	EFST 471		D825	D1N4148—	DIODE	1N4148 (TAPPING)	
Z611	5PEFST471Y	FILTER EMI	EFST 471		D830	D1N4937G—	DIODE	1N4937G	
Z612	5PEFST471Y	FILTER EMI	EFST 471		D831	D1N4937G—	DIODE	1N4937G	
ZZ200	PTMPJAC21Y2FF	PCB MAIN AXIAL AS	DTC-21Y2FZF		D840	D1N4004S—	DIODE	1N4004S	
20	2TM10006LB	TAPE MASKING	3M #232-MAP-C 6.2X2000M		D841	D1N4148—	DIODE	1N4148 (TAPPING)	
10	2TM14006LB	TAPE MASKING	3M #232 6.0X2000M		D904	DBAV21 —	DIODE	BAV21 (TAPPING)	
A001	4859809893	PCB MAIN	CP-520A DTC		D905	DBAV21 —	DIODE	BAV21 (TAPPING)	
C103	CCZB1H102K	C CERA	50V B 1000PF K (AXIAL)		D906	DBAV21 —	DIODE	BAV21 (TAPPING)	
C107	CZSL1H470J	C CERA	50V SL 47PF J		D997	DLT2A05G—	DIODE	LT2A05G	
C108	CZSL1H470J	C CERA	50V SL 47PF J		DA01	D1N4148—	DIODE	1N4148 (TAPPING)	
C120	CCZB1H102K	C CERA	50V B 1000PF K (AXIAL)		DA02	DTZX5V6B—	DIODE ZENER	TZX5V6B (TAPPING)	
C123	CCZB1H472K	C CERA	50V B 4700PF K (AXIAL)		DA03	D1N4148—	DIODE	1N4148 (TAPPING)	
C503	CCZB1H102K	C CERA	50V B 1000PF K (AXIAL)		DA04	DTZX5V6B—	DIODE ZENER	TZX5V6B (TAPPING)	
C504	CCZB1H102K	C CERA	50V B 1000PF K (AXIAL)		DA06	DTZX5V6B—	DIODE ZENER	TZX5V6B (TAPPING)	
C512	CBZF1H104Z	C CERA SEMI	50V F 0.1MF Z (AXIAL)		DA08	DTZX5V6B—	DIODE ZENER	TZX5V6B (TAPPING)	
C523	CCZB1H102K	C CERA	50V B 1000PF K (AXIAL)		DA09	DTZX5V6B—	DIODE ZENER	TZX5V6B (TAPPING)	
C530	CCZB1H101K	C CERA	50V B 100PF K (AXIAL)		DA10	DTZX5V6B—	DIODE ZENER	TZX5V6B (TAPPING)	
C531	CCZF1H103Z	C CERA	50V F 0.01MF Z		DA11	DTZX5V6B—	DIODE ZENER	TZX5V6B (TAPPING)	
C532	CCZF1H103Z	C CERA	50V F 0.01MF Z		DA13	DTZX5V6B—	DIODE ZENER	TZX5V6B (TAPPING)	
C533	CCZB1H102K	C CERA	50V B 1000PF K (AXIAL)		DA14	DTZX5V6B—	DIODE ZENER	TZX5V6B (TAPPING)	
C541	CBZF1H104Z	C CERA SEMI	50V F 0.1MF Z (AXIAL)		DA15	DTZX5V6B—	DIODE ZENER	TZX5V6B (TAPPING)	
C544	CBZF1H104Z	C CERA SEMI	50V F 0.1MF Z (AXIAL)		DA16	DTZX5V6B—	DIODE ZENER	TZX5V6B (TAPPING)	
C546	CBZF1H104Z	C CERA SEMI	50V F 0.1MF Z (AXIAL)		DA20	DTZX5V6B—	DIODE ZENER	TZX5V6B (TAPPING)	
C550	CCZF1H103Z	C CERA	50V F 0.01MF Z		DA21	DTZX5V6B—	DIODE ZENER	TZX5V6B (TAPPING)	
C551	CBZF1H104Z	C CERA SEMI	50V F 0.1MF Z (AXIAL)		DA22	DTZX5V6B—	DIODE ZENER	TZX5V6B (TAPPING)	
C555	CCZB1H102K	C CERA	50V B 1000PF K (AXIAL)		I805	DTZX33B—	DIODE ZENER	TZX33B (TAPPING)	
C557	CBZF1H104Z	C CERA SEMI	50V F 0.1MF Z (AXIAL)		J10	85801065GY	WIRE COPPER	AWG22 1/0.65 TIN COATING	
C564	CBZF1H104Z	C CERA SEMI	50V F 0.1MF Z (AXIAL)		J100	85801065GY	WIRE COPPER	AWG22 1/0.65 TIN COATING	
C565	CBZF1H104Z	C CERA SEMI	50V F 0.1MF Z (AXIAL)		J101	85801065GY	WIRE COPPER	AWG22 1/0.65 TIN COATING	
C566	CBZF1H104Z	C CERA SEMI	50V F 0.1MF Z (AXIAL)		J102	85801065GY	WIRE COPPER	AWG22 1/0.65 TIN COATING	
C571	CCZB1H101K	C CERA	50V B 100PF K (AXIAL)		J103	85801065GY	WIRE COPPER	AWG22 1/0.65 TIN COATING	
C572	CCZB1H101K	C CERA	50V B 100PF K (AXIAL)		J104	85801065GY	WIRE COPPER	AWG22 1/0.65 TIN COATING	
C573	CCZB1H101K	C CERA	50V B 100PF K (AXIAL)		J105	85801065GY	WIRE COPPER	AWG22 1/0.65 TIN COATING	
C575	CCZB1H102K	C CERA	50V B 1000PF K (AXIAL)		J106	85801065GY	WIRE COPPER	AWG22 1/0.65 TIN COATING	
C578	CBZF1H104Z	C CERA SEMI	50V F 0.1MF Z (AXIAL)		J107	85801065GY	WIRE COPPER	AWG22 1/0.65 TIN COATING	
C589	CCZB1H472K	C CERA	50V B 4700PF K (AXIAL)		J108	85801065GY	WIRE COPPER	AWG22 1/0.65 TIN COATING	
C590	CBZF1H104Z	C CERA SEMI	50V F 0.1MF Z (AXIAL)		J109	85801065GY	WIRE COPPER	AWG22 1/0.65 TIN COATING	
C591	CBZF1H104Z	C CERA SEMI	50V F 0.1MF Z (AXIAL)		J11	85801065GY	WIRE COPPER	AWG22 1/0.65 TIN COATING	
C592	CCZF1H103Z	C CERA	50V F 0.01MF Z		J111	85801065GY	WIRE COPPER	AWG22 1/0.65 TIN COATING	
C701	CCZB1H103K	C CERA	50V B 0.01MF K (AXIAL)		J112	85801065GY	WIRE COPPER	AWG22 1/0.65 TIN COATING	
C830	CBZF1H104Z	C CERA SEMI	50V F 0.1MF Z (AXIAL)		J113	85801065GY	WIRE COPPER	AWG22 1/0.65 TIN COATING	
CA01	CCZB1H101K	C CERA	50V B 100PF K (AXIAL)		J114	85801065GY	WIRE COPPER	AWG22 1/0.65 TIN COATING	
CA02	CCZB1H101K	C CERA	50V B 100PF K (AXIAL)		J12	85801065GY	WIRE COPPER	AWG22 1/0.65 TIN COATING	
CA03	CCZB1H101K	C CERA	50V B 100PF K (AXIAL)		J13	85801065GY	WIRE COPPER	AWG22 1/0.65 TIN COATING	
CA04	CCZB1H101K	C CERA	50V B 100PF K (AXIAL)		J14	85801065GY	WIRE COPPER	AWG22 1/0.65 TIN COATING	
CA05	CCZB1H101K	C CERA	50V B 100PF K (AXIAL)		J15	85801065GY	WIRE COPPER	AWG22 1/0.65 TIN COATING	
CA06	CCZB1H101K	C CERA	50V B 100PF K (AXIAL)		J16	85801065GY	WIRE COPPER	AWG22 1/0.65 TIN COATING	
CA28	CCZB1H102K	C CERA	50V B 1000PF K (AXIAL)		J17	85801065GY	WIRE COPPER	AWG22 1/0.65 TIN COATING	
D101	DBAT85—	DIODE	BAT85 (TAPPING)		J18	85801065GY	WIRE COPPER	AWG22 1/0.65 TIN COATING	
D102	DBA282—	DIODE	BA282		J19	85801065GY	WIRE COPPER	AWG22 1/0.65 TIN COATING	
D313	D1N4937G—	DIODE	1N4937G		J20	85801065GY	WIRE COPPER	AWG22 1/0.65 TIN COATING	
D405	D1N4937G—	DIODE	1N4937G		J21	85801065GY	WIRE COPPER	AWG22 1/0.65 TIN COATING	
D407	DRGP15J—	DIODE	RGP15J		J22	85801065GY	WIRE COPPER	AWG22 1/0.65 TIN COATING	
D408	DRGP15J—	DIODE	RGP15J		J23	85801065GY	WIRE COPPER	AWG22 1/0.65 TIN COATING	
D410	D1N4004S—	DIODE	1N4004S		J24	85801065GY	WIRE COPPER	AWG22 1/0.65 TIN COATING	
D414	D1N4004S—	DIODE	1N4004S		J25	RD-AZ101J-	R CARBON FILM	1/6 100 OHM J	
D450	D1N4937G—	DIODE	1N4937G		J26	RD-AZ101J-	R CARBON FILM	1/6 100 OHM J	
D501	DBAT85—	DIODE	BAT85 (TAPPING)		J3	85801065GY	WIRE COPPER	AWG22 1/0.65 TIN COATING	
D502	DTZX3V9B—	DIODE ZENER	TZX3V9B (TAPPING)		J300	85801065GY	WIRE COPPER	AWG22 1/0.65 TIN COATING	
D503	DTZX3V9B—	DIODE ZENER	TZX3V9B (TAPPING)		J31	85801065GY	WIRE COPPER	AWG22 1/0.65 TIN COATING	
D504	DTZX5V6B—	DIODE ZENER	TZX5V6B (TAPPING)		J32	85801065GY	WIRE COPPER	AWG22 1/0.65 TIN COATING	
D520	D1N4148—	DIODE	1N4148 (TAPPING)		J33	85801065GY	WIRE COPPER	AWG22 1/0.65 TIN COATING	
D521	D1N4148—	DIODE	1N4148 (TAPPING)		J35	85801065GY	WIRE COPPER	AWG22 1/0.65 TIN COATING	
D522	DTZX3V9B—	DIODE ZENER	TZX3V9B (TAPPING)		J36	85801065GY	WIRE COPPER	AWG22 1/0.65 TIN COATING	
D523	DTZX3V9B—	DIODE ZENER	TZX3V9B (TAPPING)		J37	85801065GY	WIRE COPPER	AWG22 1/0.65 TIN COATING	
D601	D1N4148—	DIODE	1N4148 (TAPPING)		J39	85801065GY	WIRE COPPER	AWG22 1/0.65 TIN COATING	
D602	D1N4148—	DIODE	1N4148 (TAPPING)		J4	85801065GY	WIRE COPPER	AWG22 1/0.65 TIN COATING	
D710	DTZX5V6B—	DIODE ZENER	TZX5V6B (TAPPING)		J40	85801065GY	WIRE COPPER	AWG22 1/0.65 TIN COATING	
D801	DLT2A05G—	DIODE	LT2A05G		J41	85801065GY	WIRE COPPER	AWG22 1/0.65 TIN COATING	
D802	DLT2A05G—	DIODE	LT2A05G		J42	85801065GY	WIRE COPPER	AWG22 1/0.65 TIN COATING	
D803	DLT2A05G—	DIODE	LT2A05G		J43	85801065GY	WIRE COPPER	AWG22 1/0.65 TIN COATING	
D804	DLT2A05G—	DIODE	LT2A05G		J44	85801065GY	WIRE COPPER	AWG22 1/0.65 TIN COATING	
D805	D1N4937G—	DIODE	1N4937G		J45	85801065GY	WIRE COPPER	AWG22 1/0.65 TIN COATING	
D806	D1N4937G—	DIODE	1N4937G		J46	85801065GY	WIRE COPPER	AWG22 1/0.65 TIN COATING	
D808	D1N4937G—	DIODE	1N4937G		J47	85801065GY	WIRE COPPER	AWG22 1/0.65 TIN COATING	
D809	D1N4937G—	DIODE	1N4937G		J48	85801065GY	WIRE COPPER	AWG22 1/0.65 TIN COATING	

z_loc	z_parts_code	parts_name	parts_descr	remark	z_loc	z_parts_code	parts_name	parts_descr	remark
J49	85801065GY	WIRE COPPER	AWG22 1/0.65 TIN COATING		R370	RD-4Z159J	R CARBON FILM	1/4 1.5 OHM J	
J5	85801065GY	WIRE COPPER	AWG22 1/0.65 TIN COATING		R394	RD-AZ272J	R CARBON FILM	1/6 2.7K OHM J	
J50	RD-AZ101J	R CARBON FILM	1/6 100 OHM J		R395	RD-4Z394J	R CARBON FILM	1/4 390K OHM J	
J500	85801065GY	WIRE COPPER	AWG22 1/0.65 TIN COATING		R396	RD-AZ103J	R CARBON FILM	1/6 10K OHM J	
J51	85801065GY	WIRE COPPER	AWG22 1/0.65 TIN COATING		R401	RD-4Z272J	R CARBON FILM	1/4 2.7K OHM J	
J52	85801065GY	WIRE COPPER	AWG22 1/0.65 TIN COATING		R403	RD-4Z102J	R CARBON FILM	1/4 1K OHM J	
J54	85801065GY	WIRE COPPER	AWG22 1/0.65 TIN COATING		R404	RD-4Z399J	R CARBON FILM	1/4 3.9 OHM J	
J56	85801065GY	WIRE COPPER	AWG22 1/0.65 TIN COATING		R405	RD-4Z102J	R CARBON FILM	1/4 1K OHM J	
J57	85801065GY	WIRE COPPER	AWG22 1/0.65 TIN COATING		R407	RD-4Z182J	R CARBON FILM	1/4 1.8K OHM J	
J58	85801065GY	WIRE COPPER	AWG22 1/0.65 TIN COATING		R420	RD-4Z103J	R CARBON FILM	1/4 10K OHM J	
J59	85801065GY	WIRE COPPER	AWG22 1/0.65 TIN COATING		R422	RD-4Z102J	R CARBON FILM	1/4 1K OHM J	
J6	85801065GY	WIRE COPPER	AWG22 1/0.65 TIN COATING		R423	RD-4Z622J	R CARBON FILM	1/4 6.2K OHM J	
J60	85801065GY	WIRE COPPER	AWG22 1/0.65 TIN COATING		R500	RD-AZ101J	R CARBON FILM	1/6 100 OHM J	
J61	85801065GY	WIRE COPPER	AWG22 1/0.65 TIN COATING		R501	RD-AZ332J	R CARBON FILM	1/6 3.3K OHM J	
J62	85801065GY	WIRE COPPER	AWG22 1/0.65 TIN COATING		R502	RD-AZ332J	R CARBON FILM	1/6 3.3K OHM J	
J63	85801065GY	WIRE COPPER	AWG22 1/0.65 TIN COATING		R503	RD-AZ102J	R CARBON FILM	1/6 1K OHM J	
J64	85801065GY	WIRE COPPER	AWG22 1/0.65 TIN COATING		R504	RD-AZ472J	R CARBON FILM	1/6 4.7K OHM J	
J65	85801065GY	WIRE COPPER	AWG22 1/0.65 TIN COATING		R505	RD-AZ101J	R CARBON FILM	1/6 100 OHM J	
J66	85801065GY	WIRE COPPER	AWG22 1/0.65 TIN COATING		R506	RD-AZ103J	R CARBON FILM	1/6 10K OHM J	
J67	85801065GY	WIRE COPPER	AWG22 1/0.65 TIN COATING		R507	RD-AZ332J	R CARBON FILM	1/6 3.3K OHM J	
J68	85801065GY	WIRE COPPER	AWG22 1/0.65 TIN COATING		R508	RD-AZ332J	R CARBON FILM	1/6 3.3K OHM J	
J69	85801065GY	WIRE COPPER	AWG22 1/0.65 TIN COATING		R510	RD-AZ103J	R CARBON FILM	1/6 10K OHM J	
J7	RD-AZ101J	R CARBON FILM	1/6 100 OHM J		R511	RD-AZ103J	R CARBON FILM	1/6 10K OHM J	
J70	85801065GY	WIRE COPPER	AWG22 1/0.65 TIN COATING		R514	RD-AZ101J	R CARBON FILM	1/6 100 OHM J	
J71	85801065GY	WIRE COPPER	AWG22 1/0.65 TIN COATING		R515	RD-AZ101J	R CARBON FILM	1/6 100 OHM J	
J72	85801065GY	WIRE COPPER	AWG22 1/0.65 TIN COATING		R516	RD-AZ153J	R CARBON FILM	1/6 15K OHM J	
J73	85801065GY	WIRE COPPER	AWG22 1/0.65 TIN COATING		R517	RD-AZ101J	R CARBON FILM	1/6 100 OHM J	
J74	85801065GY	WIRE COPPER	AWG22 1/0.65 TIN COATING		R518	RD-AZ101J	R CARBON FILM	1/6 100 OHM J	
J76	RD-AZ202J	R CARBON FILM	1/6 2K OHM J		R519	RD-AZ102J	R CARBON FILM	1/6 1K OHM J	
J78	RD-AZ101J	R CARBON FILM	1/6 100 OHM J		R527	RD-AZ101J	R CARBON FILM	1/6 100 OHM J	
J80	85801065GY	WIRE COPPER	AWG22 1/0.65 TIN COATING		R528	RD-AZ101J	R CARBON FILM	1/6 100 OHM J	
J800	85801065GY	WIRE COPPER	AWG22 1/0.65 TIN COATING		R529	RD-AZ101J	R CARBON FILM	1/6 100 OHM J	
J81	85801065GY	WIRE COPPER	AWG22 1/0.65 TIN COATING		R530	RD-AZ101J	R CARBON FILM	1/6 100 OHM J	
J82	85801065GY	WIRE COPPER	AWG22 1/0.65 TIN COATING		R531	RD-AZ181J	R CARBON FILM	1/6 180 OHM J	
J83	RD-AZ101J	R CARBON FILM	1/6 100 OHM J		R532	RD-AZ102J	R CARBON FILM	1/6 1K OHM J	
J84	RD-AZ101J	R CARBON FILM	1/6 100 OHM J		R533	RD-AZ102J	R CARBON FILM	1/6 1K OHM J	
J86	85801065GY	WIRE COPPER	AWG22 1/0.65 TIN COATING		R534	RD-AZ472J	R CARBON FILM	1/6 4.7K OHM J	
J87	85801065GY	WIRE COPPER	AWG22 1/0.65 TIN COATING		R537	RD-AZ183J	R CARBON FILM	1/6 180 OHM J	
J88	85801065GY	WIRE COPPER	AWG22 1/0.65 TIN COATING		R538	RD-AZ101J	R CARBON FILM	1/6 100 OHM J	
J89	85801065GY	WIRE COPPER	AWG22 1/0.65 TIN COATING		R539	RD-AZ471J	R CARBON FILM	1/6 470 OHM J	
J90	85801065GY	WIRE COPPER	AWG22 1/0.65 TIN COATING		R540	RD-AZ471J	R CARBON FILM	1/6 470 OHM J	
J91	85801065GY	WIRE COPPER	AWG22 1/0.65 TIN COATING		R541	RN-AZ3902F	R METAL FILM	1/6 39K OHM F	
J92	85801065GY	WIRE COPPER	AWG22 1/0.65 TIN COATING		R542	RD-AZ682J	R CARBON FILM	1/6 6.8K OHM J	
J94	85801065GY	WIRE COPPER	AWG22 1/0.65 TIN COATING		R543	RD-AZ222J	R CARBON FILM	1/6 2.2K OHM J	
J95	85801065GY	WIRE COPPER	AWG22 1/0.65 TIN COATING		R544	RD-AZ222J	R CARBON FILM	1/6 2.2K OHM J	
J96	85801065GY	WIRE COPPER	AWG22 1/0.65 TIN COATING		R545	RD-AZ473J	R CARBON FILM	1/6 47K OHM J	
J97	85801065GY	WIRE COPPER	AWG22 1/0.65 TIN COATING		R546	RD-AZ181J	R CARBON FILM	1/6 180 OHM J	
J98	85801065GY	WIRE COPPER	AWG22 1/0.65 TIN COATING		R547	RD-AZ563J	R CARBON FILM	1/6 56K OHM J	
J99	85801065GY	WIRE COPPER	AWG22 1/0.65 TIN COATING		R551	RD-AZ823J	R CARBON FILM	1/6 82K OHM J	
L101	5CPZ100K02	COIL PEAKING	10UH 3.5MM K (LAL02TB)		R552	RD-AZ103J	R CARBON FILM	1/6 10K OHM J	
L350	5CPZ109M04	COIL PEAKING	1UH 10.5MM M (LAL04TB)		R553	RD-AZ103J	R CARBON FILM	1/6 10K OHM J	
L351	5CPZ109M04	COIL PEAKING	1UH 10.5MM M (LAL04TB)		R554	RD-AZ103J	R CARBON FILM	1/6 10K OHM J	
L505	5CPZ479K02	COIL PEAKING	4.7UH 3.5MM K (LAL02TB)		R555	RD-AZ103J	R CARBON FILM	1/6 10K OHM J	
L506	5CPZ479K02	COIL PEAKING	4.7UH 3.5MM K (LAL02TB)		R556	RD-AZ101J	R CARBON FILM	1/6 100 OHM J	
L507	5CPZ479K02	COIL PEAKING	4.7UH 3.5MM K (LAL02TB)		R557	RD-AZ101J	R CARBON FILM	1/6 100 OHM J	
L508	5CPZ479K02	COIL PEAKING	4.7UH 3.5MM K (LAL02TB)		R558	RD-AZ152J	R CARBON FILM	1/6 1.5K OHM J	
L509	5CPZ479K02	COIL PEAKING	4.7UH 3.5MM K (LAL02TB)		R559	RD-AZ222J	R CARBON FILM	1/6 2.2K OHM J	
L510	5CPZ479K02	COIL PEAKING	4.7UH 3.5MM K (LAL02TB)		R560	RD-AZ222J	R CARBON FILM	1/6 2.2K OHM J	
L512	5CPZ479K02	COIL PEAKING	4.7UH 3.5MM K (LAL02TB)		R561	RD-AZ101J	R CARBON FILM	1/6 100 OHM J	
L513	5CPZ479K02	COIL PEAKING	4.7UH 3.5MM K (LAL02TB)		R562	RD-AZ101J	R CARBON FILM	1/6 100 OHM J	
L515	5CPZ100K02	COIL PEAKING	10UH 3.5MM K (LAL02TB)		R563	RD-AZ101J	R CARBON FILM	1/6 100 OHM J	
L516	5CPZ479K02	COIL PEAKING	4.7UH 3.5MM K (LAL02TB)		R564	RD-AZ101J	R CARBON FILM	1/6 100 OHM J	
L523	5CPZ479K02	COIL PEAKING	4.7UH 3.5MM K (LAL02TB)		R565	RD-AZ154J	R CARBON FILM	1/6 150K OHM J	
L650	5MC0000100	COIL BEAD	MD-5 (HC-3550)		R566	RD-AZ103J	R CARBON FILM	1/6 10K OHM J	
L801	5MC0000100	COIL BEAD	MD-5 (HC-3550)		R567	RD-AZ103J	R CARBON FILM	1/6 10K OHM J	
R103	RD-AZ123J	R CARBON FILM	1/6 12K OHM J		R568	RD-AZ103J	R CARBON FILM	1/6 10K OHM J	
R104	RD-AZ883J	R CARBON FILM	1/6 88K OHM J		R569	RD-AZ103J	R CARBON FILM	1/6 10K OHM J	
R105	RD-AZ103J	R CARBON FILM	1/6 10K OHM J		R571	RD-AZ102J	R CARBON FILM	1/6 1K OHM J	
R106	RD-AZ101J	R CARBON FILM	1/6 100 OHM J		R572	RD-AZ103J	R CARBON FILM	1/6 10K OHM J	
R107	RD-AZ101J	R CARBON FILM	1/6 100 OHM J		R573	RD-AZ103J	R CARBON FILM	1/6 10K OHM J	
R114	RD-AZ473J	R CARBON FILM	1/6 47K OHM J		R574	RD-AZ103J	R CARBON FILM	1/6 10K OHM J	
R115	RD-AZ101J	R CARBON FILM	1/6 100 OHM J		R575	RD-AZ103J	R CARBON FILM	1/6 10K OHM J	
R120	RD-AZ101J	R CARBON FILM	1/6 100 OHM J		R576	RD-AZ102J	R CARBON FILM	1/6 1K OHM J	
R131	RD-AZ472J	R CARBON FILM	1/6 4.7K OHM J		R577	RD-AZ102J	R CARBON FILM	1/6 1K OHM J	
R310	RD-AZ471J	R CARBON FILM	1/6 470 OHM J		R578	RD-AZ102J	R CARBON FILM	1/6 1K OHM J	
R311	RD-AZ471J	R CARBON FILM	1/6 470 OHM J		R579	RD-AZ101J	R CARBON FILM	1/6 100 OHM J	
R331	RD-22201J	R CARBON FILM	1/2 200 OHM J		R580	RD-AZ123J	R CARBON FILM	1/6 12K OHM J	
R340	RD-AZ473J	R CARBON FILM	1/4 47K OHM J		R581	RD-AZ101J	R CARBON FILM	1/6 100 OHM J	
R350	RN-AZ2201F	R METAL FILM	1/6 2.2K OHM F		R582	RD-AZ101J	R CARBON FILM	1/6 100 OHM J	
R351	RN-AZ2201F	R METAL FILM	1/6 2.2K OHM F		R583	RD-AZ101J	R CARBON FILM	1/6 100 OHM J	

z_loc	z_parts_code	parts_name	parts_descr	remark	z_loc	z_parts_code	parts_name	parts_descr	remark
R584	RD-AZ101J	R CARBON FILM	1/6 100 OHM J		RA23	RD-AZ220J	R CARBON FILM	1/6 22 OHM J	
R585	RD-AZ101J	R CARBON FILM	1/6 100 OHM J		RA24	RD-AZ222J	R CARBON FILM	1/6 2.2K OHM J	
R586	RD-AZ101J	R CARBON FILM	1/6 100 OHM J		RA25	RD-AZ102J	R CARBON FILM	1/6 1K OHM J	
R587	RD-AZ101J	R CARBON FILM	1/6 100 OHM J		RA29	RD-AZ101J	R CARBON FILM	1/6 100 OHM J	
R588	RD-AZ102J	R CARBON FILM	1/6 1K OHM J		RA32	RD-AZ470J	R CARBON FILM	1/6 47 OHM J	
R589	RD-AZ102J	R CARBON FILM	1/6 1K OHM J		RA35	RD-AZ750J	R CARBON FILM	1/6 75 OHM J	
R590	RD-AZ334J	R CARBON FILM	1/6 330K OHM J		ZZ140	PTPKCPC21Y1FS	PACKING AS	DTC-21Y1FZF-S	
R598	RD-AZ182J	R CARBON FILM	1/6 1.8K OHM J		M641	6520010200	STAPLE PIN	#3417 ALL	
R599	RD-AZ224J	R CARBON FILM	1/6 220K OHM J		M801	GPBBW3Y1512	BOX	DTA 21Y1 UNIVERSAL (NEW)	
R601	RD-AZ152J	R CARBON FILM	1/6 1.5K OHM J		M811	4858193600	PAD	EPS 21Y1	
R602	RD-AZ104J	R CARBON FILM	1/6 100K OHM J		M821	4858211801	BAG P.E.	PE FILM T0.05X1300X1000	
R608	RD-2Z151J	R CARBON FILM	1/2 150 OHM J						
R609	RD-2Z151J	R CARBON FILM	1/2 150 OHM J						
R610	RD-AZ103J	R CARBON FILM	1/6 10K OHM J						
R611	RD-AZ474J	R CARBON FILM	1/6 470K OHM J						
R612	RD-AZ474J	R CARBON FILM	1/6 470K OHM J						
R650	RD-AZ513J	R CARBON FILM	1/6 51K OHM J						
R660	RD-AZ513J	R CARBON FILM	1/6 51K OHM J						
R661	RD-AZ682J	R CARBON FILM	1/6 6.8K OHM J						
R662	RD-AZ682J	R CARBON FILM	1/6 6.8K OHM J						
R700	RD-2Z332J	R CARBON FILM	1/2 3.3K OHM J						
R701	RN-AZ1002F	R METAL FILM	1/6 10K OHM F						
R702	RN-AZ1502F	R METAL FILM	1/6 15K OHM F						
R713	RD-AZ681J	R CARBON FILM	1/6 680 OHM J						
R720	RD-AZ122J	R CARBON FILM	1/6 1.2K OHM J						
R721	RD-AZ181J	R CARBON FILM	1/6 180 OHM J						
R722	RD-AZ221J	R CARBON FILM	1/6 220 OHM J						
R723	RD-AZ331J	R CARBON FILM	1/6 330 OHM J						
R724	RD-AZ471J	R CARBON FILM	1/6 470 OHM J						
R805	RD-2Z100J	R CARBON FILM	1/2 10 OHM J						
R806	RD-2Z472J	R CARBON FILM	1/2 4.7K OHM J						
R807	RD-2Z272J	R CARBON FILM	1/2 2.7K OHM J						
R808	RD-2Z821J	R CARBON FILM	1/2 820 OHM J						
R810	RD-AZ102J	R CARBON FILM	1/4 1K OHM J						
R811	RC-2Z565KP	R CARBON COMP	1/2 5.6M OHM K						
R812	RD-4Z473J	R CARBON FILM	1/4 47K OHM J						
R813	RD-4Z473J	R CARBON FILM	1/4 47K OHM J						
R814	RD-AZ472J	R CARBON FILM	1/6 4.7K OHM J						
R815	RD-AZ472J	R CARBON FILM	1/6 4.7K OHM J						
R816	RD-4Z399J	R CARBON FILM	1/4 3.9 OHM J						
R817	RD-AZ473J	R CARBON FILM	1/6 47K OHM J						
R820	RD-AZ102J	R CARBON FILM	1/6 1K OHM J						
R821	RD-AZ102J	R CARBON FILM	1/4 1K OHM J						
R823	RD-4Z392J	R CARBON FILM	1/4 3.9K OHM J						
R829	RD-AZ103J	R CARBON FILM	1/6 10K OHM J						
R830	RD-AZ332J	R CARBON FILM	1/6 3.3K OHM J						
R840	85801065GY	WIRE COPPER	AWG22 1/0.65 TIN COATING						
R841	RD-2Z479J	R CARBON FILM	1/2 4.7 OHM J						
R842	85801065GY	WIRE COPPER	AWG22 1/0.65 TIN COATING						
R850	85801065GY	WIRE COPPER	AWG22 1/0.65 TIN COATING						
R870	RD-2Z222J	R CARBON FILM	1/2 2.2K OHM J						
R901	RD-AZ561J	R CARBON FILM	1/6 560 OHM J						
R910	RD-AZ101J	R CARBON FILM	1/6 100 OHM J						
R911	RD-AZ101J	R CARBON FILM	1/6 100 OHM J						
R912	RD-AZ101J	R CARBON FILM	1/6 100 OHM J						
R913	RC-2Z102K	R CARBON COMP	1/2 1K OHM K						
R914	RC-2Z102K	R CARBON COMP	1/2 1K OHM K						
R915	RC-2Z102K	R CARBON COMP	1/2 1K OHM K						
R921	RD-AZ221J	R CARBON FILM	1/6 220 OHM J						
R922	RD-AZ221J	R CARBON FILM	1/6 220 OHM J						
R923	RD-AZ221J	R CARBON FILM	1/6 220 OHM J						
R996	RD-2Z105J	R CARBON FILM	1/2 1M OHM J						
R997	RD-2Z102J	R CARBON FILM	1/2 1K OHM J						
RA02	RD-AZ101J	R CARBON FILM	1/6 100 OHM J						
RA03	RD-AZ101J	R CARBON FILM	1/6 100 OHM J						
RA04	RD-AZ101J	R CARBON FILM	1/6 100 OHM J						
RA05	RD-AZ103J	R CARBON FILM	1/6 10K OHM J						
RA06	RD-AZ750J	R CARBON FILM	1/6 75 OHM J						
RA07	RD-AZ332J	R CARBON FILM	1/6 3.3K OHM J						
RA08	RD-AZ750J	R CARBON FILM	1/6 75 OHM J						
RA09	RD-AZ750J	R CARBON FILM	1/6 75 OHM J						
RA10	RD-AZ470J	R CARBON FILM	1/6 47 OHM J						
RA11	RD-AZ680J	R CARBON FILM	1/6 68 OHM J						
RA12	RD-AZ102J	R CARBON FILM	1/6 1K OHM J						
RA13	RD-AZ222J	R CARBON FILM	1/6 2.2K OHM J						
RA14	RD-AZ220J	R CARBON FILM	1/6 22 OHM J						
RA15	RD-AZ750J	R CARBON FILM	1/6 75 OHM J						
RA16	RD-AZ750J	R CARBON FILM	1/6 75 OHM J						
RA17	RD-AZ103J	R CARBON FILM	1/6 10K OHM J						
RA18	RD-AZ332J	R CARBON FILM	1/6 3.3K OHM J						
RA19	RD-AZ750J	R CARBON FILM	1/6 75 OHM J						

6.4 DTZ-29U7FZF-S

z_loc	z_parts_code	parts_name	parts_descr	remark	z_loc	z_parts_code	parts_name	parts_descr	remark
ZZ100	PTACPNW229U7F	ACCESSORY AS	DTZ-29U7FZS-S		I301A	4857028215	HEAT SINK	AL EX NO ANODOZING	
12000	48B4846G2201	TRANSMITTER REMOCON	R-46G22 (AAA)		I301B	7174301011	SCREW TAPPTITE	TT2 RND 3X10 MFZN	
13000	4850Q00910	BATTERY	AAA R03/NN SUPERGARD		I502	1AT24C16PC	IC MEMORY	AT24C16-10PC	
14000	4858213801	BAG INSTRUCTION	L. D. P. E. TO. 05X250X40		I602	1TDA8946J-	IC AUDIO	TDA8946J	
ZZ120	PTBCSHZ29U7S	COVER BACK AS	DTZ-29U7FZS-S		I602A	4857028215	HEAT SINK	AL EX NO ANODOZING	
M211	4852163301	COVER BACK	29U7 GY778A		I602B	7174301011	SCREW TAPPTITE	TT2 RND 3X10 MFZN	
M541	4855415800	S/PLATE	150ART P/E FILM (C/TV)		I703	1TSOP1238W	IC PREAMP	TSOP1238W1	
M542	485580002207	LABEL SERIAL	ART 90		I801	1STRF6654-	IC SMPS	STR-F6654	
M782	4857817610	CLOTH BLACK	"300 MM 20"		I801A	4857024600	HEAT SINK	AL EX B/K	
ZZ130	PTCACAZ29U7FSS	CABINET AS	DTZ-29U7FZS-S		I801B	7174301211	SCREW TAPPTITE	TT2 RND 3X12 MFZN	
M201A	4856017352	SCREW CRT FIX	6X35 L120 YL		I804	1KP1010C—	IC PHOTO COUPLER	KP-1010C	
M201B	4856215402	WASHER RUBBER	20"		I806	1DP130—	IC ERROR AMP	DP130	
M201D	4856818300	CLAMP WIRE	PH-WL-5034		I810	TX0202DA—	THYRISTOR	X0202DA	
M211A	7172401612	SCREW TAPPING	TT2 TRS 4X16 MFZN BK		I820	1L7805CV—	IC REGULATOR	L7805CV	
M352	2TF01612CL	TAPE FILAMENT	12MMX55ME CLEAR		I822	1L7808CV—	IC REGULATOR	L7808CV	
M481	4854864501	BUTTON POWER	29U7 GY340A+SV128BP (SILVER)		I823	1LD1117V33	IC REGULATOR	LD1117AV33 3.3V TO-220	
M481A	4856716000	SPRING	14Q1/M3 SWPA PIE0.5		I824	1LD1117V50	IC REGULATOR	LD1117AV50 5.0V TO-220	
M491	4851950201	BUTTON CTRL AS	29U7 GY340A+SV128BP (SILVER)		I901	1TDA6107AJ	IC VIDEO	TDA6107AJF	
M491A	7178301011	SCREW TAPPING	TT2 WAS 3X10 MFZN		I901A	4857031100	HEAT SINK	A1050P-H24 T2.0	
M561	48556174SD01	MARK BRAND	"DAEWOO 28" BLACK		I901B	7174300811	SCREW TAPPTITE	TT2 RND 3X8 MFZN	
M681	4856812001	TIE CABLE	NYLON66 DA100		JP01	4859102130	JACK EARPHONE	YSC-1537	
P402A	4850706S21	CONN AS	YFDH500-06+YL7502+ULW=500		JPA1	4859200401	SOCKET RGB	SR-21A1 (ANGLE TYPE)	
PWC1	4859906210	CORD POWER	W/F 6-LO (LOMAX NEW)		JPA2	4859200401	SOCKET RGB	SR-21A1 (ANGLE TYPE)	
SP01A	7172401212	SCREW TAPPING	TT2 TRS 4X12 MFZN		JPA3	4859108450	JACK PIN BOARD	YSC03P-4120-14A	
SP02A	7172401212	SCREW TAPPING	TT2 TRS 4X12 MFZN		JPA4	4859106740	SVHS JACK	PH-SI-9505A	
V901	4859641860	"CRT (SAMSUNG 29") "	A68QC993X926		L401	58H0000067	COIL H-LINEARITY	TRL-240B	
ZZ131	58G0000149	COIL DEGAUSSING	DC-29SF		L402	58C7070085	COIL CHOKE	TLN-3062A	
ZZ132	48519A4210	CRT GROUND NET	2901H-1015-2P		L514	5CPZ100K04	COIL PEAKING	10UH 10.5MM K (LAL04TB)	
ZZ200	PTFMSJZ29U7S	MASK FRONT AS	DTZ-29U7FZS-S		L802	58C9430599	COIL CHOKE	AZ-9004Y(94MH)	
M201	4852083901	MASK FRONT	29U7 GY503A+SV128BP		LF801	5PLF24A1—	FILTER LINE	LF-24A1	
ZZ201	PTSPWPY28A8F	SPEAKER AS	DTY-28A8FZF		M351	4858900002	HOLDER LED AS	LH-3P	
51000	4858311110	SPEAKER	12W 8 OHM SP-58126F		P401	4850705N14	CONNECTOR	BIC-05T-25T+ULW=500	
51100	4850704S30	CONN AS	YH025-04+35098+ULW=700		P402	4859240120	CONN WAFER	YFW500-06	
52000	4858311110	SPEAKER	12W 8 OHM SP-58126F		P501	4850705N14	CONNECTOR	BIC-05T-25T+ULW=500	
ZZ290	PTMPMSZ29U7FS	PCB MAIN MANUAL AS	DTZ-29U7FZS		P601	4859231720	CONN WAFER	YW025-04	
10	2193100801	SOLDER BAR	SN:PB-63:37 3P1(NO FLUX)		P701	4859231720	CONN WAFER	YW025-04	
40	2291050314	FLUX SOLVENT	IM-1000		P801	4859287320	CONN WAFER	MKS2822 (LOMAX NEW TYPE)	
20	2193011101	SOLDER WIRE	RS 60-1.2 1.6A		P802	4859242220	CONN WAFER	YFW800-02	
30	2291050617P	FLUX SOLDER	CF-329D		P903	4859238620	CONN WAFER	YPW500-02	
50	2291140501	WAX COVER	60G/PC		Q401	T2SD2578—	TR	25D2578	
60	2291051001	FLUX KILLER	KFT-7		Q401A	4857024500	HEAT SINK	AL EX	
C315	CEXF2A470V	C ELECTRO	100V RSS 47MF (10X16) TP		Q401B	7174300811	SCREW TAPPTITE	TT2 RND 3X8 MFZN	
C402	CMYH3C123J	C MYLAR	1.6KV 0.012MF J		R398	RS02Y129JS	R M-OXIDE FILM	2W 1.2 OHM J SMALL	
C408	CMYE2G394J	C MYLAR	400V PU 0.39MF J		R399	RS02Y120JS	R M-OXIDE FILM	2W 12 OHM J SMALL	
C415	CEXF2E479V	C ELECTRO	250V RSS 4.7MF (10X16)TP		R406	RS02Y471JS	R M-OXIDE FILM	2W 470 OHM J SMALL	
C430	CCYR3D681K	C CERA	2KV R 680PF K 125C		R450	RS02Y223JS	R M-OXIDE FILM	2W 22K OHM J SMALL	
C431	CMXB2G472J	C MYLAR	400V 4700PF J TP		R801	DDC7R0M290	POSISTOR	EOPCD7R0M290	
C440	CMXE2G243J	C MYLAR	400V PU 0.024MF J		R802	RS02Y753JS	R M-OXIDE FILM	2W 75K OHM J SMALL	
C499	CEYD1H689W	C ELECTRO	50V RHD 6.8MF (16X35.5)		R803	RS02Y473JS	R M-OXIDE FILM	2W 47K OHM J SMALL	
C804	CEXF1E102V	C ELECTRO	25V RSS 1000MF (13X20) TP		R804	RF01Y188K-	R FUSIBLE	1W 0.18 OHM K	
C801	CL1UC3474M	C LINE ACROSS	0.47MF 1J/UCVSNDF/SV		R819	RX10B339JN	R CEMENT	10W 3.3 OHM J BENCH 4P	
C805	CEYN2G181P	C ELECTRO	400V LHS 180MF (25X35)		R822	RS02Y399JS	R M-OXIDE FILM	2W 3.9 OHM J SMALL	
C810	CCYR3A102K	C CERA	HIKR 1KV 1000PF K 125C		R920	RF01Y129JA	R FUSIBLE	1W 1.2 OHM J A CURVE	
C812	CH1BFE472M	C CERA AC	AC400V 4700PF M U/C/V		SCT1	4859303530	SOCKET CRT	PCS629-03C	
C813	CEYF2E470V	C ELECTRO	250V RSS 47MF (16X25)		SW801	5S40101143	SW PUSH	PS3-22SP (P.C.B)	
C814	CEXF2E101V	C ELECTRO	250V RSS 100MF 18X35.5		T401	50D19A1—	TRANS DRIVE	TD-19A1	
C820	CCYR3A102K	C CERA	HIKR 1KV 1000PF K 125C		T402	50H0000233	FBT	1362.5018C	
C823	CEXF1E102V	C ELECTRO	25V RSS 1000MF (13X20) TP		T801	50M4936B2-	TRANS SMPS	2094.0057B	
C832	CEXF1E102V	C ELECTRO	25V RSS 1000MF (13X20) TP		U100	4859724930	TUNER VARACTOR	UV1316/AI-4	
C840	CEXF1C332V	C ELECTRO	16V RSS 3300MF		X501	5XJ24R576E	CRYSTAL QUARTZ	HC-49S 24.576MHZ 30PPM	
C841	CEXF1C332V	C ELECTRO	16V RSS 3300MF		Z101	5PK3953M—	FILTER SAW	K3953M	
C861	CEXF1E102C	C ELECTRO	25V RUS 1000MF 13X20 TP		Z102	5PK9650M—	FILTER SAW	K9650M	
C866	CCYR3A471K	C CERA	1KV 470PF K 125C		ZZ200	PTMPJBJZ29U7FS	PCB MAIN EYE LET AS	DTZ-29U7FZS	
C905	CEXF2E479V	C ELECTRO	250V RSS 4.7MF (10X16)TP		E01	4856310600	EYE LET	BSR 2.3/(R2.3)	
C965	CBXB3D102K	C CERA SEMI	2KV BL(N) 1000PF K (T)		E02	4856310600	EYE LET	BSR 2.3/(R2.3)	
C997	CEXF2E100V	C ELECTRO	250V RSS 10MF (10X20) TP		E03	4856310600	EYE LET	BSR 2.3/(R2.3)	
D403	DBY228—	DIODE	BY228		E04	4856310600	EYE LET	BSR 2.3/(R2.3)	
D404	DBYW76—	DIODE	BYW76		E05	4856310600	EYE LET	BSR 2.3/(R2.3)	
D820	DBYW76—	DIODE	BYW76		E06	4856310600	EYE LET	BSR 2.3/(R2.3)	
D860	DBYW76—	DIODE	BYW76		E07	4856310600	EYE LET	BSR 2.3/(R2.3)	
F801	5FSCB4022R	FUSE CERA	SEMKO F4AH 4A 250V MF51		E08	4856310600	EYE LET	BSR 2.3/(R2.3)	
G900	4SG0DY0001	SPARK GAP	SSG-102-A1(1.0KV) BULK		E09	4856310600	EYE LET	BSR 2.3/(R2.3)	
G901	4SG0DY0001	SPARK GAP	SSG-102-A1(1.0KV) BULK		E10	4856310600	EYE LET	BSR 2.3/(R2.3)	
G902	4SG0DY0001	SPARK GAP	SSG-102-A1(1.0KV) BULK		E13	4856310600	EYE LET	BSR 2.3/(R2.3)	
G903	4SG0DY0001	SPARK GAP	SSG-102-A1(1.0KV) BULK		E14	4856310600	EYE LET	BSR 2.3/(R2.3)	
G904	4SG0DY0001	SPARK GAP	SSG-102-A1(1.0KV) BULK		E15	4856310600	EYE LET	BSR 2.3/(R2.3)	
I301	1TDA8358J-	IC VERTICAL	TDA8358J		E16	4856310600	EYE LET	BSR 2.3/(R2.3)	
					E17	4856310600	EYE LET	BSR 2.3/(R2.3)	

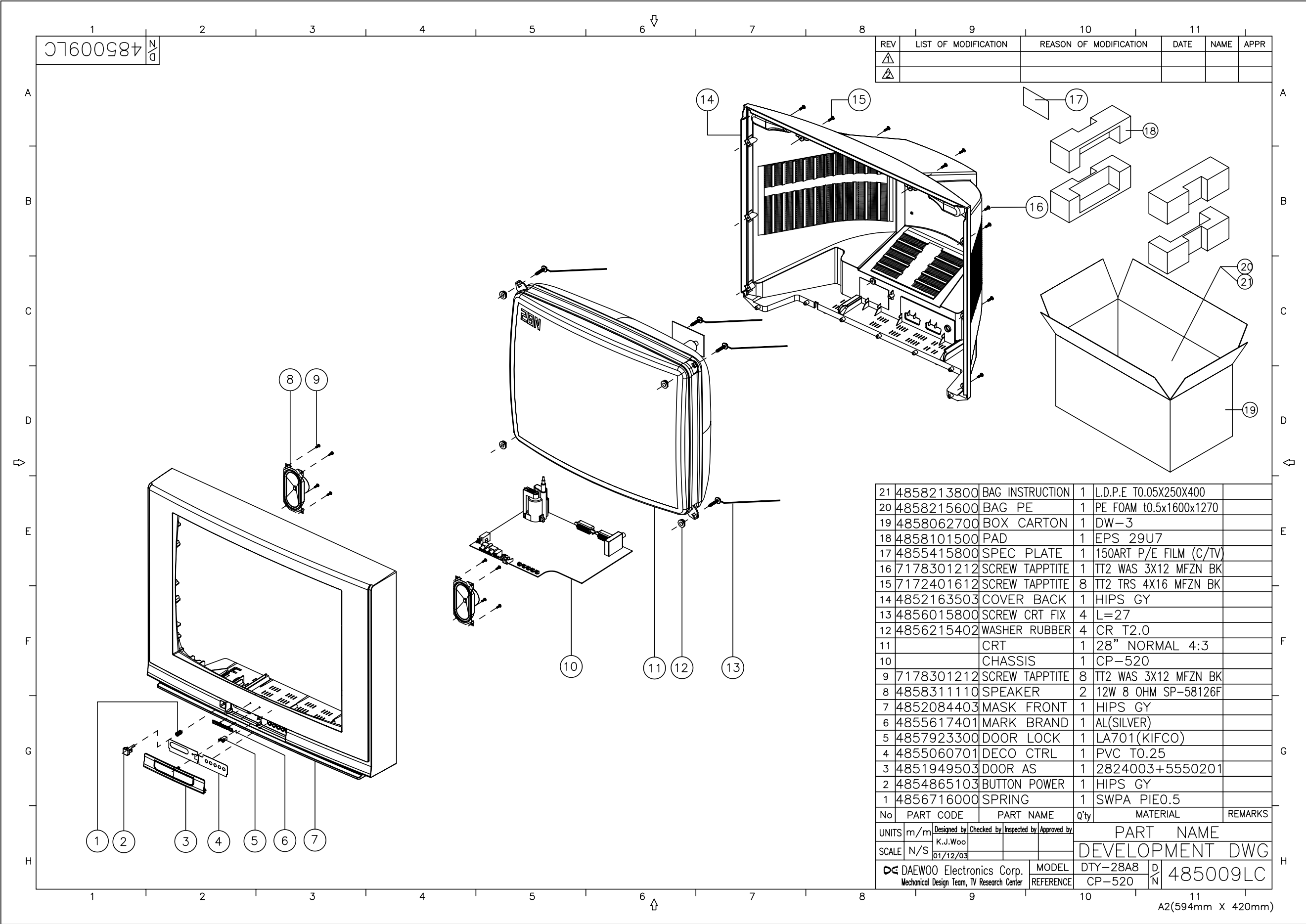
z_loc	z_parts_code	parts_name	parts_descr	remark	z_loc	z_parts_code	parts_name	parts_descr	remark
E18	4856310600	EYE LET	BSR 2.3(R2.3)		C522	CBXF1H104Z	C CERA SEMI	50V F 0.1MF Z (TAPPING)	
E19	4856310600	EYE LET	BSR 2.3(R2.3)		C524	CMXM2A682J	C MYLAR	100V 6800PF J TP	
E20	4856310600	EYE LET	BSR 2.3(R2.3)		C525	CEXF1H109V	C ELECTRO	50V RSS 1MF (5X11) TP	
E21	4856310300	EYE LET	BSR T0.2 (R1.6)		C526	CMXL1J224J	C MYLAR	63V MEU 0.22MF J TP	
E22	4856310300	EYE LET	BSR T0.2 (R1.6)		C527	CEXF1H100V	C ELECTRO	50V RSS 10MF (5X11) TP	
E23	4856310300	EYE LET	BSR T0.2 (R1.6)		C528	CCXF1H223Z	C CERA	50V F 0.022MF Z (TAPPING)	
E24	4856310300	EYE LET	BSR T0.2 (R1.6)		C529	CMXL1J154J	C MYLAR	63V MEU 0.15MF J	
E25	4856310300	EYE LET	BSR T0.2 (R1.6)		C534	CEXF1H229V	C ELECTRO	50V RSS 2.2MF (5X11) TP	
E26	4856310300	EYE LET	BSR T0.2 (R1.6)		C535	CMXL1J474J	C MYLAR	63V 0.47MF MKT	
E27	4856310300	EYE LET	BSR T0.2 (R1.6)		C536	CMXL1J474J	C MYLAR	63V 0.47MF MKT	
E28	4856310300	EYE LET	BSR T0.2 (R1.6)		C537	CEXF1H229V	C ELECTRO	50V RSS 2.2MF (5X11) TP	
E29	4856310300	EYE LET	BSR T0.2 (R1.6)		C538	CEXF1H229V	C ELECTRO	50V RSS 2.2MF (5X11) TP	
E30	4856310300	EYE LET	BSR T0.2 (R1.6)		C539	CMXM2A332J	C MYLAR	100V 3300PF J TP	
E31	4856310300	EYE LET	BSR T0.2 (R1.6)		C540	CMXM2A473J	C MYLAR	100V 0.047MF J TP	
E32	4856310300	EYE LET	BSR T0.2 (R1.6)		C542	CEXF1H100V	C ELECTRO	50V RSS 10MF (5X11) TP	
E33	4856310300	EYE LET	BSR T0.2 (R1.6)		C543	CEXF1H229V	C ELECTRO	50V RSS 2.2MF (5X11) TP	
E34	4856310300	EYE LET	BSR T0.2 (R1.6)		C545	CEXF1H229V	C ELECTRO	50V RSS 2.2MF (5X11) TP	
E35	4856310300	EYE LET	BSR T0.2 (R1.6)		C547	CEXF1H100V	C ELECTRO	50V RSS 10MF (5X11) TP	
E36	4856310300	EYE LET	BSR T0.2 (R1.6)		C548	CEXF1H100V	C ELECTRO	50V RSS 10MF (5X11) TP	
E37	4856310300	EYE LET	BSR T0.2 (R1.6)		C549	CMXL1J474J	C MYLAR	63V 0.47MF MKT	
E38	4856310300	EYE LET	BSR T0.2 (R1.6)		C552	CMXL1J474J	C MYLAR	63V 0.47MF MKT	
E39	4856310300	EYE LET	BSR T0.2 (R1.6)		C553	CMXL1J474J	C MYLAR	63V 0.47MF MKT	
E40	4856310300	EYE LET	BSR T0.2 (R1.6)		C554	CMXL1J474J	C MYLAR	63V 0.47MF MKT	
E41	4856310300	EYE LET	BSR T0.2 (R1.6)		C556	CCXB1H102K	C CERA	50V B 1000PF K (TAPPING)	
E42	4856310300	EYE LET	BSR T0.2 (R1.6)		C558	CBXF1H104Z	C CERA SEMI	50V F 0.1MF Z (TAPPING)	
E43	4856310300	EYE LET	BSR T0.2 (R1.6)		C559	CCXF1H103Z	C CERA	50V F 0.01MF Z (TAPPING)	
E44	4856310300	EYE LET	BSR T0.2 (R1.6)		C560	CEXF1H229V	C ELECTRO	50V RSS 2.2MF (5X11) TP	
E45	4856310300	EYE LET	BSR T0.2 (R1.6)		C561	CEXF1H229V	C ELECTRO	50V RSS 2.2MF (5X11) TP	
E46	4856310300	EYE LET	BSR T0.2 (R1.6)		C562	CMXM2A104J	C MYLAR	100V 0.1MF J TP	
E47	4856310300	EYE LET	BSR T0.2 (R1.6)		C563	CEXF1H100V	C ELECTRO	50V RSS 10MF (5X11) TP	
E48	4856310300	EYE LET	BSR T0.2 (R1.6)		C567	CEXF1H100V	C ELECTRO	50V RSS 10MF (5X11) TP	
E49	4856310300	EYE LET	BSR T0.2 (R1.6)		C568	CBXF1H104Z	C CERA SEMI	50V F 0.1MF Z (TAPPING)	
E50	4856310300	EYE LET	BSR T0.2 (R1.6)		C569	CEXF1E470V	C ELECTRO	25V RSS 47MF (5X11) TP	
E51	4856310300	EYE LET	BSR T0.2 (R1.6)		C574	CMXL1J224J	C MYLAR	63V MEU 0.22MF J TP	
E52	4856310300	EYE LET	BSR T0.2 (R1.6)		C576	CMXL1J224J	C MYLAR	63V MEU 0.22MF J TP	
E53	4856310300	EYE LET	BSR T0.2 (R1.6)		C577	CEXF1E470V	C ELECTRO	25V RSS 47MF (5X11) TP	
E54	4856310300	EYE LET	BSR T0.2 (R1.6)		C579	CCXB1H102K	C CERA	50V B 1000PF K (TAPPING)	
E55	4856310300	EYE LET	BSR T0.2 (R1.6)		C581	CMXL1J224J	C MYLAR	63V MEU 0.22MF J TP	
E56	4856310600	EYE LET	BSR 2.3(R2.3)		C582	CEXF1C101V	C ELECTRO	16V RSS 100MF (6.3X11) TP	
E57	4856310600	EYE LET	BSR 2.3(R2.3)		C602	CEXF1C221V	C ELECTRO	16V RSS 220MF (8X11.5) TP	
Z2200	PTMPJ2Z29U7FS	PCB CHIP MOUNT B AS	DTZ-29U7FZS		C608	CCXB1H222K	C CERA	50V B 2200PF K (TAPPING)	
I501	1TDA21HB01	IC MICOM FLASH	TDA12021H1/N1 B01		C609	CCXB1H222K	C CERA	50V B 2200PF K (TAPPING)	
Z2200	PTMPJR29U7FS	PCB MAIN RADIAL AS	DTZ-29U7FZS		C625	CEXF1H479V	C ELECTRO	50V RSS 4.7MF (5*11) TP	
C102	CEXF1E470V	C ELECTRO	25V RSS 47MF (5X11) TP		C660	CEXF1H100V	C ELECTRO	50V RSS 10MF (5X11) TP	
C104	CCXB1H102K	C CERA	50V B 1000PF K (TAPPING)		C661	CMXM2A224J	C MYLAR	100V 0.22MF J BULK	
C106	CEXF1E470V	C ELECTRO	25V RSS 47MF (5X11) TP		C662	CMXM2A224J	C MYLAR	100V 0.22MF J BULK	
C121	CEXF1H100V	C ELECTRO	50V RSS 10MF (5X11) TP		C665	CCXB1H472K	C CERA	50V B 4700PF K (TAPPING)	
C122	CEXF1H100V	C ELECTRO	50V RSS 10MF (5X11) TP		C666	CBXF1H104Z	C CERA SEMI	50V F 0.1MF Z (TAPPING)	
C305	CEXF1E221V	C ELECTRO	25V RSS 220MF (8X11.5) TP		C667	CCXB1H472K	C CERA	50V B 4700PF K (TAPPING)	
C313	CMXM2A104J	C MYLAR	100V 0.1MF J TP		C668	CMXM2A224J	C MYLAR	100V 0.22MF J BULK	
C320	CBXF1H104Z	C CERA SEMI	50V F 0.1MF Z (TAPPING)		C669	CMXM2A224J	C MYLAR	100V 0.22MF J BULK	
C350	CCXF1H473Z	C CERA	50V F 0.047MF Z (TAPPING)		C690	CEXF1H479V	C ELECTRO	50V RSS 4.7MF (5*11) TP	
C351	CCXF1H473Z	C CERA	50V F 0.047MF Z (TAPPING)		C691	CEXF1H479V	C ELECTRO	50V RSS 4.7MF (5*11) TP	
C370	CCXF1H473Z	C CERA	50V F 0.047MF Z (TAPPING)		C770	CEXF1C101V	C ELECTRO	16V RSS 100MF (6.3X11) TP	
C401	CEXF1H101V	C ELECTRO	50V RSS 100MF (8*11.5) TP		C803	CCXF3A472Z	C CERA	1KV F 4700PF Z (T)	
C412	CEXF2C339V	C ELECTRO	160V RSS 3.3MF (8X16) TP		C804	CCXF3A472Z	C CERA	1KV F 4700PF Z (T)	
C414	CMXM2A104J	C MYLAR	100V 0.1MF J TP		C806	CEXF1H220V	C ELECTRO	50V RSS 22MF (5X11) TP	
C418	CCXB1H102K	C CERA	50V B 1000PF K (TAPPING)		C807	CMXL1J104J	C MYLAR	63V MEU 0.1MF J	
C420	CCXB2H222K	C CERA	500V B 2200PF K (TAPPING)		C808	CEXF1H100V	C ELECTRO	50V RSS 10MF (5X11) TP	
C421	CCXF1H473Z	C CERA	50V F 0.047MF Z (TAPPING)		C809	CCXB1H102K	C CERA	50V B 1000PF K (TAPPING)	
C501	CEXF1C470V	C ELECTRO	16V RSS 47MF (5X11) TP		C821	CCXB1H102K	C CERA	50V B 1000PF K (TAPPING)	
C502	CEXF1C470V	C ELECTRO	16V RSS 47MF (5X11) TP		C824	CCXB3A471K	C CERA	1KV B 470PF K (T)	
C505	CMXL1J224J	C MYLAR	63V MEU 0.22MF J TP		C831	CCXB3A471K	C CERA	1KV B 470PF K (T)	
C508	CEXF1C470V	C ELECTRO	16V RSS 47MF (5X11) TP		C835	CEXF1E470V	C ELECTRO	25V RSS 47MF (5X11) TP	
C509	CMXL1J224J	C MYLAR	63V MEU 0.22MF J TP		C844	CEXF1E101V	C ELECTRO	25V RSS 100MF (6.3X11) TP	
C510	CEXF1E101V	C ELECTRO	25V RSS 100MF (6.3X11) TP		C850	CCXB1H821K	C CERA	50V B 820PF K (TAPPING)	
C511	CCXB1H102K	C CERA	50V B 1000PF K (TAPPING)		C862	CEXF1E101V	C ELECTRO	25V RSS 100MF (6.3X11) TP	
C513	CMXL1J224J	C MYLAR	63V MEU 0.22MF J TP		C863	CEXF1E101V	C ELECTRO	25V RSS 100MF (6.3X11) TP	
C514	CCXB1H102K	C CERA	50V B 1000PF K (TAPPING)		C901	CCXB1H561K	C CERA	50V B 560PF K (TAPPING)	
C515	CMXL1J224J	C MYLAR	63V MEU 0.22MF J TP		C968	CMXL2E104K	C MYLAR	250V 0.1MF K MEU TP	
C516	CMXL1J224J	C MYLAR	63V MEU 0.22MF J TP		CA10	CCXB1H102K	C CERA	50V B 1000PF K (TAPPING)	
C517	CEXF1C101V	C ELECTRO	16V RSS 100MF (6.3X11) TP		F801A	4857415001	CLIP FUSE	PFC5000-0702	
C518	CBXF1H104Z	C CERA SEMI	50V F 0.1MF Z (TAPPING)		F801B	4857415001	CLIP FUSE	PFC5000-0702	
C519	CMXL1J224J	C MYLAR	63V MEU 0.22MF J TP		L517	5CPX479K—	COIL PEAKING	4.7UH K RADIAL	
C520	CEXF1H229V	C ELECTRO	50V RSS 2.2MF (5X11) TP		L518	5CPX479K—	COIL PEAKING	4.7UH K RADIAL	
C521	CCXB1H222K	C CERA	50V B 2200PF K (TAPPING)		L519	5CPX479K—	COIL PEAKING	4.7UH K RADIAL	
					Q120	T2SC5343Y-	TR	2SC5343Y	
					Q402	T2SD1207T-	TR	2SD1207-T (TAPPING)	
					Q501	T2SC5343Y-	TR	2SC5343Y	
					Q502	T2SA1980Y-	TR	2SA1980Y	
					Q503	T2SC5343Y-	TR	2SC5343Y	

z_loc	z_parts_code	parts_name	parts_descr	remark	z_loc	z_parts_code	parts_name	parts_descr	remark
Q504	T2SA1980Y-	TR	2SA1980Y		D101	DBAT85—	DIODE	BAT85 (TAPPING)	
Q506	T2SC5343Y-	TR	2SC5343Y		D102	DBA282—	DIODE	BA282	
Q507	T2SA1980Y-	TR	2SA1980Y		D313	D1N4937G—	DIODE	1N4937G	
Q508	T2SC5343Y-	TR	2SC5343Y		D405	D1N4937G—	DIODE	1N4937G	
Q513	T2SA1980Y-	TR	2SA1980Y		D407	DRGP15J—	DIODE	RGP15J	
Q514	TH2N7000—	TR	H2N7000		D408	DRGP15J—	DIODE	RGP15J	
Q515	TH2N7000—	TR	H2N7000		D410	D1N4004S—	DIODE	1N4004S	
Q601	T2SC5343Y-	TR	2SC5343Y		D411	D1N4004S—	DIODE	1N4004S	
Q602	T2SA1980Y-	TR	2SA1980Y		D414	D1N4004S—	DIODE	1N4004S	
Q807	T2SC5343Y-	TR	2SC5343Y		D450	D1N4937G—	DIODE	1N4937G	
Q808	T2SC5343Y-	TR	2SC5343Y		D501	DBAT85—	DIODE	BAT85 (TAPPING)	
Q809	T2SC5343Y-	TR	2SC5343Y		D502	DTZX3V9B—	DIODE ZENER	TZX3V9B (TAPPING)	
Q810	T2SC5343Y-	TR	2SC5343Y		D503	DTZX3V9B—	DIODE ZENER	TZX3V9B (TAPPING)	
Q811	T2SC5343Y-	TR	2SC5343Y		D520	D1N4148—	DIODE	1N4148 (TAPPING)	
Q813	T2SA1980Y-	TR	2SA1980Y		D521	D1N4148—	DIODE	1N4148 (TAPPING)	
Q814	T2SC5343Y-	TR	2SC5343Y		D522	DTZX3V9B—	DIODE ZENER	TZX3V9B (TAPPING)	
Q815	T2SA1980Y-	TR	2SA1980Y		D523	DTZX3V9B—	DIODE ZENER	TZX3V9B (TAPPING)	
Q816	T2SC5343Y-	TR	2SC5343Y		D601	D1N4148—	DIODE	1N4148 (TAPPING)	
R415	RN02B102JS	R METAL FILM	2W 1K OHM J SMALL		D602	D1N4148—	DIODE	1N4148 (TAPPING)	
SW700	5S50101090	SW TACT	SKHV17910A		D710	DTZX5V6B—	DIODE ZENER	TZX5V6B (TAPPING)	
SW701	5S50101090	SW TACT	SKHV17910A		D801	DLT2A05G—	DIODE	LT2A05G	
SW702	5S50101090	SW TACT	SKHV17910A		D802	DLT2A05G—	DIODE	LT2A05G	
SW703	5S50101090	SW TACT	SKHV17910A		D803	DLT2A05G—	DIODE	LT2A05G	
SW704	5S50101090	SW TACT	SKHV17910A		D804	DLT2A05G—	DIODE	LT2A05G	
Z601	5PEFST471Y	FILTER EMI	EFST 471		D805	D1N4937G—	DIODE	1N4937G	
Z602	5PEFST471Y	FILTER EMI	EFST 471		D806	D1N4937G—	DIODE	1N4937G	
Z603	5PEFST471Y	FILTER EMI	EFST 471		D808	D1N4937G—	DIODE	1N4937G	
Z604	5PEFST471Y	FILTER EMI	EFST 471		D809	D1N4937G—	DIODE	1N4937G	
Z605	5PEFST471Y	FILTER EMI	EFST 471		D811	DTZX6V2—	DIODE ZENER	TZX6V2B (TAPPING)	
Z606	5PEFST471Y	FILTER EMI	EFST 471		D821	DRGP15J—	DIODE	RGP15J	
Z607	5PEFST471Y	FILTER EMI	EFST 471		D822	DTZX9V1B—	DIODE ZENER	TZX9V1B (TAPPING)	
Z608	5PEFST471Y	FILTER EMI	EFST 471		D823	DTZX5V6B—	DIODE ZENER	TZX5V6B (TAPPING)	
Z609	5PEFST471Y	FILTER EMI	EFST 471		D824	D1N4148—	DIODE	1N4148 (TAPPING)	
Z610	5PEFST471Y	FILTER EMI	EFST 471		D825	D1N4148—	DIODE	1N4148 (TAPPING)	
Z611	5PEFST471Y	FILTER EMI	EFST 471		D830	D1N4937G—	DIODE	1N4937G	
Z612	5PEFST471Y	FILTER EMI	EFST 471		D831	D1N4937G—	DIODE	1N4937G	
Z2200	PTMPJAZ29U7FS	PCB MAIN AXIAL AS	DTZ-29U7FS		D840	D1N4004S—	DIODE	1N4004S	
20	2TM10006LB	TAPE MASKING	3M #232-MAP-C 6.2X2000M		D841	D1N4148—	DIODE	1N4148 (TAPPING)	
10	2TM14006LB	TAPE MASKING	3M #232 6.0X2000M		D904	DBAV21—	DIODE	BAV21 (TAPPING)	
A001	4859809993	PCB MAIN	CP-520F DTZ (330X246)		D905	DBAV21—	DIODE	BAV21 (TAPPING)	
C103	CCZB1H102K	C CERA	50V B 1000PF K (AXIAL)		D906	DBAV21—	DIODE	BAV21 (TAPPING)	
C107	CZSL1H470J	C CERA	50V SL 47PF J		D997	DLT2A05G—	DIODE	LT2A05G	
C108	CZSL1H470J	C CERA	50V SL 47PF J		DA01	D1N4148—	DIODE	1N4148 (TAPPING)	
C120	CCZB1H102K	C CERA	50V B 1000PF K (AXIAL)		DA02	DTZX5V6B—	DIODE ZENER	TZX5V6B (TAPPING)	
C123	CCZB1H103K	C CERA	50V B 0.01MF K (AXIAL)		DA03	D1N4148—	DIODE	1N4148 (TAPPING)	
C503	CCZB1H102K	C CERA	50V B 1000PF K (AXIAL)		DA04	DTZX5V6B—	DIODE ZENER	TZX5V6B (TAPPING)	
C504	CCZB1H102K	C CERA	50V B 1000PF K (AXIAL)		DA06	DTZX5V6B—	DIODE ZENER	TZX5V6B (TAPPING)	
C512	CBZF1H104Z	C CERA SEMI	50V F 0.1MF Z (AXIAL)		DA08	DTZX5V6B—	DIODE ZENER	TZX5V6B (TAPPING)	
C523	CCZB1H102K	C CERA	50V B 1000PF K (AXIAL)		DA09	DTZX5V6B—	DIODE ZENER	TZX5V6B (TAPPING)	
C530	CCZB1H101K	C CERA	50V B 100PF K (AXIAL)		DA10	DTZX5V6B—	DIODE ZENER	TZX5V6B (TAPPING)	
C531	CCZF1H103Z	C CERA	50V F 0.01MF Z		DA11	DTZX5V6B—	DIODE ZENER	TZX5V6B (TAPPING)	
C532	CCZF1H103Z	C CERA	50V F 0.01MF Z		DA13	DTZX5V6B—	DIODE ZENER	TZX5V6B (TAPPING)	
C533	CCZB1H102K	C CERA	50V B 1000PF K (AXIAL)		DA14	DTZX5V6B—	DIODE ZENER	TZX5V6B (TAPPING)	
C541	CBZF1H104Z	C CERA SEMI	50V F 0.1MF Z (AXIAL)		DA15	DTZX5V6B—	DIODE ZENER	TZX5V6B (TAPPING)	
C544	CBZF1H104Z	C CERA SEMI	50V F 0.1MF Z (AXIAL)		DA16	DTZX5V6B—	DIODE ZENER	TZX5V6B (TAPPING)	
C546	CBZF1H104Z	C CERA SEMI	50V F 0.1MF Z (AXIAL)		DA20	DTZX5V6B—	DIODE ZENER	TZX5V6B (TAPPING)	
C550	CCZF1H103Z	C CERA	50V F 0.01MF Z		DA21	DTZX5V6B—	DIODE ZENER	TZX5V6B (TAPPING)	
C551	CBZF1H104Z	C CERA SEMI	50V F 0.1MF Z (AXIAL)		DA22	DTZX5V6B—	DIODE ZENER	TZX5V6B (TAPPING)	
C555	CCZB1H102K	C CERA	50V B 1000PF K (AXIAL)		I805	DTZX33B—	DIODE ZENER	TZX33B (TAPPING)	
C557	CBZF1H104Z	C CERA SEMI	50V F 0.1MF Z (AXIAL)		J10	85801065GY	WIRE COPPER	AWG22 1/0.65 TIN COATING	
C564	CBZF1H104Z	C CERA SEMI	50V F 0.1MF Z (AXIAL)		J100	85801065GY	WIRE COPPER	AWG22 1/0.65 TIN COATING	
C565	CBZF1H104Z	C CERA SEMI	50V F 0.1MF Z (AXIAL)		J101	85801065GY	WIRE COPPER	AWG22 1/0.65 TIN COATING	
C566	CBZF1H104Z	C CERA SEMI	50V F 0.1MF Z (AXIAL)		J102	85801065GY	WIRE COPPER	AWG22 1/0.65 TIN COATING	
C571	CCZB1H101K	C CERA	50V B 100PF K (AXIAL)		J103	85801065GY	WIRE COPPER	AWG22 1/0.65 TIN COATING	
C572	CCZB1H101K	C CERA	50V B 100PF K (AXIAL)		J104	85801065GY	WIRE COPPER	AWG22 1/0.65 TIN COATING	
C573	CCZB1H101K	C CERA	50V B 100PF K (AXIAL)		J105	85801065GY	WIRE COPPER	AWG22 1/0.65 TIN COATING	
C575	CCZB1H102K	C CERA	50V B 1000PF K (AXIAL)		J106	85801065GY	WIRE COPPER	AWG22 1/0.65 TIN COATING	
C578	CBZF1H104Z	C CERA SEMI	50V F 0.1MF Z (AXIAL)		J107	85801065GY	WIRE COPPER	AWG22 1/0.65 TIN COATING	
C589	CCZB1H472K	C CERA	50V B 4700PF K (AXIAL)		J108	85801065GY	WIRE COPPER	AWG22 1/0.65 TIN COATING	
C590	CBZF1H104Z	C CERA SEMI	50V F 0.1MF Z (AXIAL)		J109	85801065GY	WIRE COPPER	AWG22 1/0.65 TIN COATING	
C591	CBZF1H104Z	C CERA SEMI	50V F 0.1MF Z (AXIAL)		J11	85801065GY	WIRE COPPER	AWG22 1/0.65 TIN COATING	
C592	CCZF1H103Z	C CERA	50V F 0.01MF Z		J110	85801065GY	WIRE COPPER	AWG22 1/0.65 TIN COATING	
C701	CCZB1H103K	C CERA	50V B 0.01MF K (AXIAL)		J111	85801065GY	WIRE COPPER	AWG22 1/0.65 TIN COATING	
C830	CBZF1H104Z	C CERA SEMI	50V F 0.1MF Z (AXIAL)		J112	85801065GY	WIRE COPPER	AWG22 1/0.65 TIN COATING	
CA01	CCZB1H101K	C CERA	50V B 100PF K (AXIAL)		J113	85801065GY	WIRE COPPER	AWG22 1/0.65 TIN COATING	
CA02	CCZB1H101K	C CERA	50V B 100PF K (AXIAL)		J114	85801065GY	WIRE COPPER	AWG22 1/0.65 TIN COATING	
CA03	CCZB1H101K	C CERA	50V B 100PF K (AXIAL)		J12	85801065GY	WIRE COPPER	AWG22 1/0.65 TIN COATING	
CA04	CCZB1H101K	C CERA	50V B 100PF K (AXIAL)		J13	85801065GY	WIRE COPPER	AWG22 1/0.65 TIN COATING	
CA05	CCZB1H101K	C CERA	50V B 100PF K (AXIAL)		J14	85801065GY	WIRE COPPER	AWG22 1/0.65 TIN COATING	
CA06	CCZB1H101K	C CERA	50V B 100PF K (AXIAL)		J15	85801065GY	WIRE COPPER	AWG22 1/0.65 TIN COATING	
CA28	CCZB1H102K	C CERA	50V B 1000PF K (AXIAL)		J16	85801065GY	WIRE COPPER	AWG22 1/0.65 TIN COATING	

z_loc	z_parts_code	parts_name	parts_descr	remark	z_loc	z_parts_code	parts_name	parts_descr	remark
J17	85801065GY	WIRE COPPER	AWG22 1/0.65 TIN COATING		L350	5CPZ109M04	COIL PEAKING	1UH 10.5MM M (LAL04TB)	
J18	85801065GY	WIRE COPPER	AWG22 1/0.65 TIN COATING		L351	5CPZ109M04	COIL PEAKING	1UH 10.5MM M (LAL04TB)	
J19	85801065GY	WIRE COPPER	AWG22 1/0.65 TIN COATING		L505	5CPZ479K02	COIL PEAKING	4.7UH 3.5MM K (LAL02TB)	
J20	85801065GY	WIRE COPPER	AWG22 1/0.65 TIN COATING		L506	5CPZ479K02	COIL PEAKING	4.7UH 3.5MM K (LAL02TB)	
J21	85801065GY	WIRE COPPER	AWG22 1/0.65 TIN COATING		L507	5CPZ479K02	COIL PEAKING	4.7UH 3.5MM K (LAL02TB)	
J22	85801065GY	WIRE COPPER	AWG22 1/0.65 TIN COATING		L508	5CPZ479K02	COIL PEAKING	4.7UH 3.5MM K (LAL02TB)	
J23	85801065GY	WIRE COPPER	AWG22 1/0.65 TIN COATING		L509	5CPZ479K02	COIL PEAKING	4.7UH 3.5MM K (LAL02TB)	
J24	85801065GY	WIRE COPPER	AWG22 1/0.65 TIN COATING		L510	5CPZ479K02	COIL PEAKING	4.7UH 3.5MM K (LAL02TB)	
J25	RD-AZ101J-	R CARBON FILM	1/6 100 OHM J		L512	5CPZ479K02	COIL PEAKING	4.7UH 3.5MM K (LAL02TB)	
J26	RD-AZ101J-	R CARBON FILM	1/6 100 OHM J		L513	5CPZ479K02	COIL PEAKING	4.7UH 3.5MM K (LAL02TB)	
J31	85801065GY	WIRE COPPER	AWG22 1/0.65 TIN COATING		L515	5CPZ100K02	COIL PEAKING	10UH 3.5MM K (LAL02TB)	
J32	85801065GY	WIRE COPPER	AWG22 1/0.65 TIN COATING		L516	5CPZ479K02	COIL PEAKING	4.7UH 3.5MM K (LAL02TB)	
J33	85801065GY	WIRE COPPER	AWG22 1/0.65 TIN COATING		L523	5CPZ479K02	COIL PEAKING	4.7UH 3.5MM K (LAL02TB)	
J35	85801065GY	WIRE COPPER	AWG22 1/0.65 TIN COATING		L650	5MC0000100	COIL BEAD	MD-5 (HC-3550)	
J36	85801065GY	WIRE COPPER	AWG22 1/0.65 TIN COATING		L801	5MC0000100	COIL BEAD	MD-5 (HC-3550)	
J37	85801065GY	WIRE COPPER	AWG22 1/0.65 TIN COATING		R103	RD-AZ123J-	R CARBON FILM	1/6 12K OHM J	
J38	85801065GY	WIRE COPPER	AWG22 1/0.65 TIN COATING		R104	RD-AZ683J-	R CARBON FILM	1/6 68K OHM J	
J39	85801065GY	WIRE COPPER	AWG22 1/0.65 TIN COATING		R105	RD-AZ103J-	R CARBON FILM	1/6 10K OHM J	
J4	85801065GY	WIRE COPPER	AWG22 1/0.65 TIN COATING		R106	RD-AZ101J-	R CARBON FILM	1/6 100 OHM J	
J40	85801065GY	WIRE COPPER	AWG22 1/0.65 TIN COATING		R107	RD-AZ101J-	R CARBON FILM	1/6 100 OHM J	
J41	85801065GY	WIRE COPPER	AWG22 1/0.65 TIN COATING		R114	RD-AZ473J-	R CARBON FILM	1/6 47K OHM J	
J42	85801065GY	WIRE COPPER	AWG22 1/0.65 TIN COATING		R115	RD-AZ101J-	R CARBON FILM	1/6 100 OHM J	
J43	85801065GY	WIRE COPPER	AWG22 1/0.65 TIN COATING		R120	RD-AZ101J-	R CARBON FILM	1/6 100 OHM J	
J44	85801065GY	WIRE COPPER	AWG22 1/0.65 TIN COATING		R131	RD-AZ472J-	R CARBON FILM	1/6 4.7K OHM J	
J45	85801065GY	WIRE COPPER	AWG22 1/0.65 TIN COATING		R310	RD-AZ471J-	R CARBON FILM	1/6 470 OHM J	
J46	85801065GY	WIRE COPPER	AWG22 1/0.65 TIN COATING		R311	RD-AZ471J-	R CARBON FILM	1/6 470 OHM J	
J47	85801065GY	WIRE COPPER	AWG22 1/0.65 TIN COATING		R331	RD-2Z201J-	R CARBON FILM	1/2 200 OHM J	
J48	85801065GY	WIRE COPPER	AWG22 1/0.65 TIN COATING		R340	RD-AZ473J-	R CARBON FILM	1/4 47K OHM J	
J49	85801065GY	WIRE COPPER	AWG22 1/0.65 TIN COATING		R350	RN-AZ2201F	R METAL FILM	1/6 2.2K OHM F	
J50	RD-AZ101J-	R CARBON FILM	1/6 100 OHM J		R351	RN-AZ2201F	R METAL FILM	1/6 2.2K OHM F	
J500	85801065GY	WIRE COPPER	AWG22 1/0.65 TIN COATING		R370	RD-AZ159J-	R CARBON FILM	1/4 1.5 OHM J	
J51	85801065GY	WIRE COPPER	AWG22 1/0.65 TIN COATING		R394	RD-AZ272J-	R CARBON FILM	1/6 2.7K OHM J	
J52	85801065GY	WIRE COPPER	AWG22 1/0.65 TIN COATING		R395	RD-4Z394J-	R CARBON FILM	1/4 390K OHM J	
J53	85801065GY	WIRE COPPER	AWG22 1/0.65 TIN COATING		R396	RD-AZ103J-	R CARBON FILM	1/6 10K OHM J	
J54	85801065GY	WIRE COPPER	AWG22 1/0.65 TIN COATING		R397	RD-AZ823J-	R CARBON FILM	1/6 82K OHM J	
J56	85801065GY	WIRE COPPER	AWG22 1/0.65 TIN COATING		R401	RD-4Z272J-	R CARBON FILM	1/4 2.7K OHM J	
J57	85801065GY	WIRE COPPER	AWG22 1/0.65 TIN COATING		R402	RD-4Z220J-	R CARBON FILM	1/4 22 OHM J	
J58	85801065GY	WIRE COPPER	AWG22 1/0.65 TIN COATING		R403	RD-4Z102J-	R CARBON FILM	1/4 1K OHM J	
J59	85801065GY	WIRE COPPER	AWG22 1/0.65 TIN COATING		R404	RD-4Z399J-	R CARBON FILM	1/4 3.9 OHM J	
J60	85801065GY	WIRE COPPER	AWG22 1/0.65 TIN COATING		R405	RD-4Z102J-	R CARBON FILM	1/4 1K OHM J	
J61	85801065GY	WIRE COPPER	AWG22 1/0.65 TIN COATING		R407	RD-4Z182J-	R CARBON FILM	1/4 1.8K OHM J	
J62	85801065GY	WIRE COPPER	AWG22 1/0.65 TIN COATING		R420	RD-4Z103J-	R CARBON FILM	1/4 10K OHM J	
J63	85801065GY	WIRE COPPER	AWG22 1/0.65 TIN COATING		R422	RD-4Z102J-	R CARBON FILM	1/4 1K OHM J	
J64	85801065GY	WIRE COPPER	AWG22 1/0.65 TIN COATING		R423	RD-4Z512J-	R CARBON FILM	1/4 5.1K OHM J	
J65	85801065GY	WIRE COPPER	AWG22 1/0.65 TIN COATING		R444	85801065GY	WIRE COPPER	AWG22 1/0.65 TIN COATING	
J66	85801065GY	WIRE COPPER	AWG22 1/0.65 TIN COATING		R500	RD-AZ101J-	R CARBON FILM	1/6 100 OHM J	
J67	85801065GY	WIRE COPPER	AWG22 1/0.65 TIN COATING		R501	RD-AZ332J-	R CARBON FILM	1/6 3.3K OHM J	
J68	85801065GY	WIRE COPPER	AWG22 1/0.65 TIN COATING		R502	RD-AZ332J-	R CARBON FILM	1/6 3.3K OHM J	
J69	85801065GY	WIRE COPPER	AWG22 1/0.65 TIN COATING		R503	RD-AZ102J-	R CARBON FILM	1/6 1K OHM J	
J7	RD-AZ101J-	R CARBON FILM	1/6 100 OHM J		R504	RD-AZ472J-	R CARBON FILM	1/6 4.7K OHM J	
J70	85801065GY	WIRE COPPER	AWG22 1/0.65 TIN COATING		R505	RD-AZ101J-	R CARBON FILM	1/6 100 OHM J	
J71	85801065GY	WIRE COPPER	AWG22 1/0.65 TIN COATING		R506	RD-AZ103J-	R CARBON FILM	1/6 10K OHM J	
J72	85801065GY	WIRE COPPER	AWG22 1/0.65 TIN COATING		R507	RD-AZ332J-	R CARBON FILM	1/6 3.3K OHM J	
J73	85801065GY	WIRE COPPER	AWG22 1/0.65 TIN COATING		R508	RD-AZ332J-	R CARBON FILM	1/6 3.3K OHM J	
J74	85801065GY	WIRE COPPER	AWG22 1/0.65 TIN COATING		R510	RD-AZ103J-	R CARBON FILM	1/6 10K OHM J	
J76	RD-AZ202J-	R CARBON FILM	1/6 2K OHM J		R511	RD-AZ103J-	R CARBON FILM	1/6 10K OHM J	
J78	RD-AZ101J-	R CARBON FILM	1/6 100 OHM J		R514	RD-AZ101J-	R CARBON FILM	1/6 100 OHM J	
J80	85801065GY	WIRE COPPER	AWG22 1/0.65 TIN COATING		R515	RD-AZ101J-	R CARBON FILM	1/6 100 OHM J	
J81	85801065GY	WIRE COPPER	AWG22 1/0.65 TIN COATING		R516	RD-AZ153J-	R CARBON FILM	1/6 15K OHM J	
J82	85801065GY	WIRE COPPER	AWG22 1/0.65 TIN COATING		R517	RD-AZ101J-	R CARBON FILM	1/6 100 OHM J	
J83	RD-AZ101J-	R CARBON FILM	1/6 100 OHM J		R518	RD-AZ101J-	R CARBON FILM	1/6 100 OHM J	
J84	RD-AZ101J-	R CARBON FILM	1/6 100 OHM J		R519	RD-AZ102J-	R CARBON FILM	1/6 1K OHM J	
J86	85801065GY	WIRE COPPER	AWG22 1/0.65 TIN COATING		R527	RD-AZ101J-	R CARBON FILM	1/6 100 OHM J	
J87	85801065GY	WIRE COPPER	AWG22 1/0.65 TIN COATING		R528	RD-AZ101J-	R CARBON FILM	1/6 100 OHM J	
J88	85801065GY	WIRE COPPER	AWG22 1/0.65 TIN COATING		R529	RD-AZ101J-	R CARBON FILM	1/6 100 OHM J	
J89	85801065GY	WIRE COPPER	AWG22 1/0.65 TIN COATING		R530	RD-AZ101J-	R CARBON FILM	1/6 100 OHM J	
J90	85801065GY	WIRE COPPER	AWG22 1/0.65 TIN COATING		R531	RD-AZ181J-	R CARBON FILM	1/6 180 OHM J	
J91	85801065GY	WIRE COPPER	AWG22 1/0.65 TIN COATING		R532	RD-AZ102J-	R CARBON FILM	1/6 1K OHM J	
J92	85801065GY	WIRE COPPER	AWG22 1/0.65 TIN COATING		R533	RD-AZ102J-	R CARBON FILM	1/6 1K OHM J	
J93	85801065GY	WIRE COPPER	AWG22 1/0.65 TIN COATING		R534	RD-AZ472J-	R CARBON FILM	1/6 4.7K OHM J	
J94	85801065GY	WIRE COPPER	AWG22 1/0.65 TIN COATING		R537	RD-AZ183J-	R CARBON FILM	1/6 18K OHM J	
J95	85801065GY	WIRE COPPER	AWG22 1/0.65 TIN COATING		R538	RD-AZ101J-	R CARBON FILM	1/6 100 OHM J	
J96	85801065GY	WIRE COPPER	AWG22 1/0.65 TIN COATING		R539	RD-AZ471J-	R CARBON FILM	1/6 470 OHM J	
J97	85801065GY	WIRE COPPER	AWG22 1/0.65 TIN COATING		R540	RD-AZ471J-	R CARBON FILM	1/6 470 OHM J	
J98	85801065GY	WIRE COPPER	AWG22 1/0.65 TIN COATING		R541	RN-AZ3902F	R METAL FILM	1/6 39K OHM F	
J99	85801065GY	WIRE COPPER	AWG22 1/0.65 TIN COATING		R542	RD-AZ682J-	R CARBON FILM	1/6 6.8K OHM J	
L101	5CPZ100K02	COIL PEAKING	10UH 3.5MM K (LAL02TB)		R543	RD-AZ222J-	R CARBON FILM	1/6 2.2K OHM J	

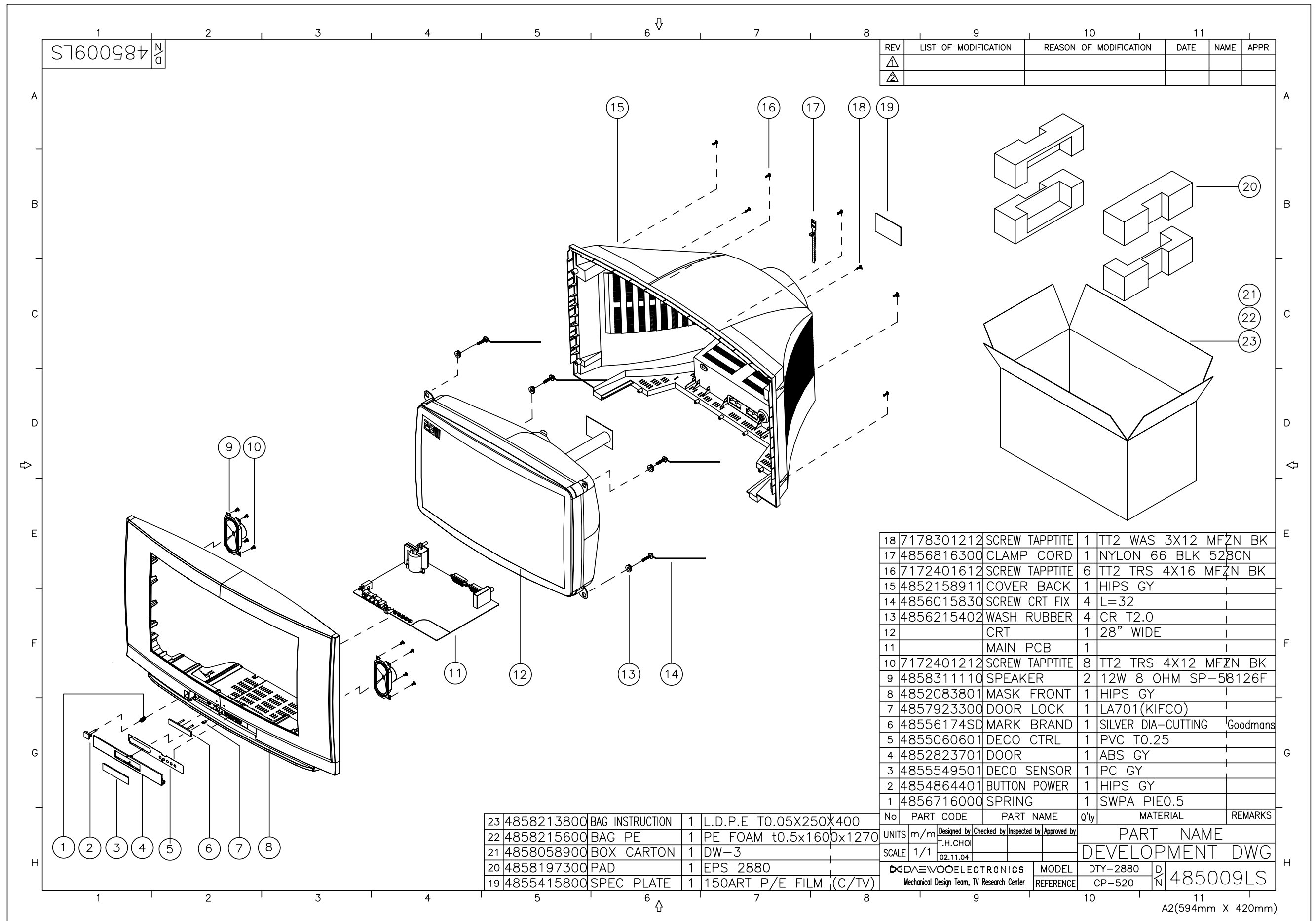
z_loc	z_parts_code	parts_name	parts_descr	remark	z_loc	z_parts_code	parts_name	parts_descr	remark
R544	RD-AZ222J	R CARBON FILM	1/6 2.2K OHM J		R820	RD-AZ102J	R CARBON FILM	1/6 1K OHM J	
R545	RD-AZ473J	R CARBON FILM	1/6 47K OHM J		R821	RD-4Z102J	R CARBON FILM	1/4 1K OHM J	
R546	RD-AZ181J	R CARBON FILM	1/6 180 OHM J		R823	RD-4Z102J	R CARBON FILM	1/4 1K OHM J	
R547	RD-AZ563J	R CARBON FILM	1/6 56K OHM J		R829	RD-AZ103J	R CARBON FILM	1/6 10K OHM J	
R551	RD-AZ823J	R CARBON FILM	1/6 82K OHM J		R830	RD-AZ332J	R CARBON FILM	1/6 3.3K OHM J	
R552	RD-AZ103J	R CARBON FILM	1/6 10K OHM J		R840	85801065GY	WIRE COPPER	AWG22 1/0.65 TIN COATING	
R553	RD-AZ103J	R CARBON FILM	1/6 10K OHM J		R841	RD-2Z479J	R CARBON FILM	1/2 4.7 OHM J	
R554	RD-AZ103J	R CARBON FILM	1/6 10K OHM J		R842	85801065GY	WIRE COPPER	AWG22 1/0.65 TIN COATING	
R555	RD-AZ103J	R CARBON FILM	1/6 10K OHM J		R850	85801065GY	WIRE COPPER	AWG22 1/0.65 TIN COATING	
R556	RD-AZ101J	R CARBON FILM	1/6 100 OHM J		R870	RD-2Z222J	R CARBON FILM	1/2 2.2K OHM J	
R557	RD-AZ101J	R CARBON FILM	1/6 100 OHM J		R901	RD-AZ561J	R CARBON FILM	1/6 560 OHM J	
R558	RD-AZ152J	R CARBON FILM	1/6 1.5K OHM J		R910	RD-AZ101J	R CARBON FILM	1/6 100 OHM J	
R559	RD-AZ222J	R CARBON FILM	1/6 2.2K OHM J		R911	RD-AZ101J	R CARBON FILM	1/6 100 OHM J	
R560	RD-AZ222J	R CARBON FILM	1/6 2.2K OHM J		R912	RD-AZ101J	R CARBON FILM	1/6 100 OHM J	
R561	RD-AZ101J	R CARBON FILM	1/6 100 OHM J		R913	RC-2Z102K	R CARBON COMP	1/2 1K OHM K	
R562	RD-AZ101J	R CARBON FILM	1/6 100 OHM J		R914	RC-2Z102K	R CARBON COMP	1/2 1K OHM K	
R563	RD-AZ101J	R CARBON FILM	1/6 100 OHM J		R915	RC-2Z102K	R CARBON COMP	1/2 1K OHM K	
R564	RD-AZ101J	R CARBON FILM	1/6 100 OHM J		R921	RD-AZ221J	R CARBON FILM	1/6 220 OHM J	
R565	RD-AZ154J	R CARBON FILM	1/6 150K OHM J		R922	RD-AZ221J	R CARBON FILM	1/6 220 OHM J	
R566	RD-AZ103J	R CARBON FILM	1/6 10K OHM J		R923	RD-AZ221J	R CARBON FILM	1/6 220 OHM J	
R567	RD-AZ103J	R CARBON FILM	1/6 10K OHM J		R996	RD-2Z105J	R CARBON FILM	1/2 1M OHM J	
R568	RD-AZ103J	R CARBON FILM	1/6 10K OHM J		R997	RD-2Z102J	R CARBON FILM	1/2 1K OHM J	
R569	RD-AZ103J	R CARBON FILM	1/6 10K OHM J		RA02	RD-AZ101J	R CARBON FILM	1/6 100 OHM J	
R571	RD-AZ102J	R CARBON FILM	1/6 1K OHM J		RA03	RD-AZ101J	R CARBON FILM	1/6 100 OHM J	
R572	RD-AZ103J	R CARBON FILM	1/6 10K OHM J		RA04	RD-AZ101J	R CARBON FILM	1/6 100 OHM J	
R573	RD-AZ103J	R CARBON FILM	1/6 10K OHM J		RA05	RD-AZ103J	R CARBON FILM	1/6 10K OHM J	
R574	RD-AZ103J	R CARBON FILM	1/6 10K OHM J		RA06	RD-AZ750J	R CARBON FILM	1/6 75 OHM J	
R575	RD-AZ103J	R CARBON FILM	1/6 10K OHM J		RA07	RD-AZ332J	R CARBON FILM	1/6 3.3K OHM J	
R576	RD-AZ102J	R CARBON FILM	1/6 1K OHM J		RA08	RD-AZ750J	R CARBON FILM	1/6 75 OHM J	
R577	RD-AZ102J	R CARBON FILM	1/6 1K OHM J		RA09	RD-AZ750J	R CARBON FILM	1/6 75 OHM J	
R578	RD-AZ102J	R CARBON FILM	1/6 1K OHM J		RA10	RD-AZ470J	R CARBON FILM	1/6 47 OHM J	
R579	RD-AZ101J	R CARBON FILM	1/6 100 OHM J		RA11	RD-AZ680J	R CARBON FILM	1/6 68 OHM J	
R580	RD-AZ123J	R CARBON FILM	1/6 12K OHM J		RA12	RD-AZ102J	R CARBON FILM	1/6 1K OHM J	
R581	RD-AZ101J	R CARBON FILM	1/6 100 OHM J		RA13	RD-AZ222J	R CARBON FILM	1/6 2.2K OHM J	
R582	RD-AZ101J	R CARBON FILM	1/6 100 OHM J		RA14	RD-AZ220J	R CARBON FILM	1/6 22 OHM J	
R583	RD-AZ101J	R CARBON FILM	1/6 100 OHM J		RA15	RD-AZ750J	R CARBON FILM	1/6 75 OHM J	
R584	RD-AZ101J	R CARBON FILM	1/6 100 OHM J		RA16	RD-AZ750J	R CARBON FILM	1/6 75 OHM J	
R585	RD-AZ101J	R CARBON FILM	1/6 100 OHM J		RA17	RD-AZ103J	R CARBON FILM	1/6 10K OHM J	
R586	RD-AZ101J	R CARBON FILM	1/6 100 OHM J		RA18	RD-AZ332J	R CARBON FILM	1/6 3.3K OHM J	
R587	RD-AZ101J	R CARBON FILM	1/6 100 OHM J		RA19	RD-AZ750J	R CARBON FILM	1/6 75 OHM J	
R588	RD-AZ102J	R CARBON FILM	1/6 1K OHM J		RA23	RD-AZ220J	R CARBON FILM	1/6 22 OHM J	
R589	RD-AZ102J	R CARBON FILM	1/6 1K OHM J		RA24	RD-AZ222J	R CARBON FILM	1/6 2.2K OHM J	
R590	RD-AZ334J	R CARBON FILM	1/6 330K OHM J		RA25	RD-AZ102J	R CARBON FILM	1/6 1K OHM J	
R598	RD-AZ182J	R CARBON FILM	1/6 1.8K OHM J		RA29	RD-AZ101J	R CARBON FILM	1/6 100 OHM J	
R599	RD-AZ224J	R CARBON FILM	1/6 220K OHM J		RA32	RD-AZ470J	R CARBON FILM	1/6 47 OHM J	
R601	RD-AZ152J	R CARBON FILM	1/6 1.5K OHM J		RA35	RD-AZ750J	R CARBON FILM	1/6 75 OHM J	
R602	RD-AZ104J	R CARBON FILM	1/6 100K OHM J		ZZ140	PTPKCPZ29U7F	PACKING AS	DTZ-29U7FZS-S	
R608	RD-2Z151J	R CARBON FILM	1/2 150 OHM J		10	6520010200	STAPLE PIN	#3417 ALL	
R609	RD-2Z151J	R CARBON FILM	1/2 150 OHM J		M681	2TP06675CL	TAPE OPP	T0.065XW75X500M CLEAR	
R610	RD-AZ103J	R CARBON FILM	1/6 10K OHM J		M801	GPBBW6U7122	BOX	DTF-29U7 (NEW)	
R611	RD-AZ474J	R CARBON FILM	1/6 470K OHM J		M811	4858101500DN	PAD DOWN	29U7	
R612	RD-AZ474J	R CARBON FILM	1/6 470K OHM J		M811A	4858101500UP	PAD UP	29U7	
R650	RD-AZ303J	R CARBON FILM	1/6 30K OHM J		M821	4858215601	BAG P.E.	*PE FOAM T0.5X1600X1270 25"-28"	*
R660	RD-AZ303J	R CARBON FILM	1/6 30K OHM J						
R661	RD-AZ682J	R CARBON FILM	1/6 6.8K OHM J						
R662	RD-AZ682J	R CARBON FILM	1/6 6.8K OHM J						
R700	RD-2Z332J	R CARBON FILM	1/2 3.3K OHM J						
R701	RN-AZ1002F	R METAL FILM	1/6 10K OHM F						
R702	RN-AZ1502F	R METAL FILM	1/6 15K OHM F						
R713	RD-AZ681J	R CARBON FILM	1/6 680 OHM J						
R720	RD-AZ122J	R CARBON FILM	1/6 1.2K OHM J						
R721	RD-AZ181J	R CARBON FILM	1/6 180 OHM J						
R722	RD-AZ221J	R CARBON FILM	1/6 220 OHM J						
R723	RD-AZ331J	R CARBON FILM	1/6 330 OHM J						
R724	RD-AZ471J	R CARBON FILM	1/6 470 OHM J						
R805	RD-2Z100J	R CARBON FILM	1/2 10 OHM J						
R806	RD-2Z472J	R CARBON FILM	1/2 4.7K OHM J						
R807	RD-2Z272J	R CARBON FILM	1/2 2.7K OHM J						
R808	RD-2Z821J	R CARBON FILM	1/2 820 OHM J						
R810	RD-AZ102J	R CARBON FILM	1/4 1K OHM J						
R811	RC-2Z565KP	R CARBON COMP	1/2 5.6M OHM K						
R812	RD-AZ473J	R CARBON FILM	1/4 47K OHM J						
R813	RD-AZ473J	R CARBON FILM	1/4 47K OHM J						
R814	RD-AZ472J	R CARBON FILM	1/6 4.7K OHM J						
R815	RD-AZ472J	R CARBON FILM	1/6 4.7K OHM J						
R816	RD-4Z399J	R CARBON FILM	1/4 3.9 OHM J						
R817	RD-AZ473J	R CARBON FILM	1/6 47K OHM J						

7-1 DTY-28A8



7. Exploded View

7-2 DTY-2880



9K6009K6 N/D

REV	LIST OF MODIFICATION	REASON OF MODIFICATION	DATE	NAME	APPR
△					
△					

15		MAIN PCB	1		
14	4856013302	SCREW CRT FIXING AS	2	30X190 BK	
13		CRT (21" FLAT)	1		
12	4856013300	SCREW CRT FIXING AS	2	30X80 BK	
11	4856219502	WASHER RUBBER	4	CR T2.0 BLACK	
10	7128301011	SCREW TAPPING	2	T2S WAS 3X10 MFZN	
9	4854952901	BUTTON CH	1	ABS GY	
8	4855547601	DECO SENSOR	1	PMMA MILKY	
7	7128301011	SCREW TAPPING	8	T2S WAS 3X10 MFZN	
6	4858314910	SPEAKER	2	SP-33129A03	
5	4855617500	MARK BRAND	1	A1050P-H24 T0.4	
4	4857539601	COVER JACK	1	ABS GY	
3	4856716000	SPRING	1	SWPA PIE T0.5	
2	4854862501	BUTTON POWER	1	ABS GY	
1	4852081201	MASK FRONT	1	HIPS GY	

22	4858059100	BOX CARTON	1	DW-3	
21	4858100L00	PAD	1	EPS 21U7	
20	7128301211	SCREW TAPPING	1	T2S WAS 3X12 MFZN	
19	4855415800	SPEC PLATE	1	150 ART P/E FILM(C/TV)	
18	4852161901	COVER BACK	1	HIPS GY	
17	7122401412	SCREW TAPPING	6	T2S TRS 4X14 MFZN BK	
16	4857817610	CLOTH BLACK	2	FELT 300X20X0.7	

NO	PART CODE	PART NAME	QTY	MATERIAL	REMARKS
NO	PART CODE	PART NAME	QTY	MATERIAL	REMARKS

UNITS	mm	Designed by	Checked by	Inspected by	Approved by
SCALE	1/1		B.D.Yum		

2002.02.08

DEDAEVOO ELECTRONICS
Mechanical Design Team, TV Research Center

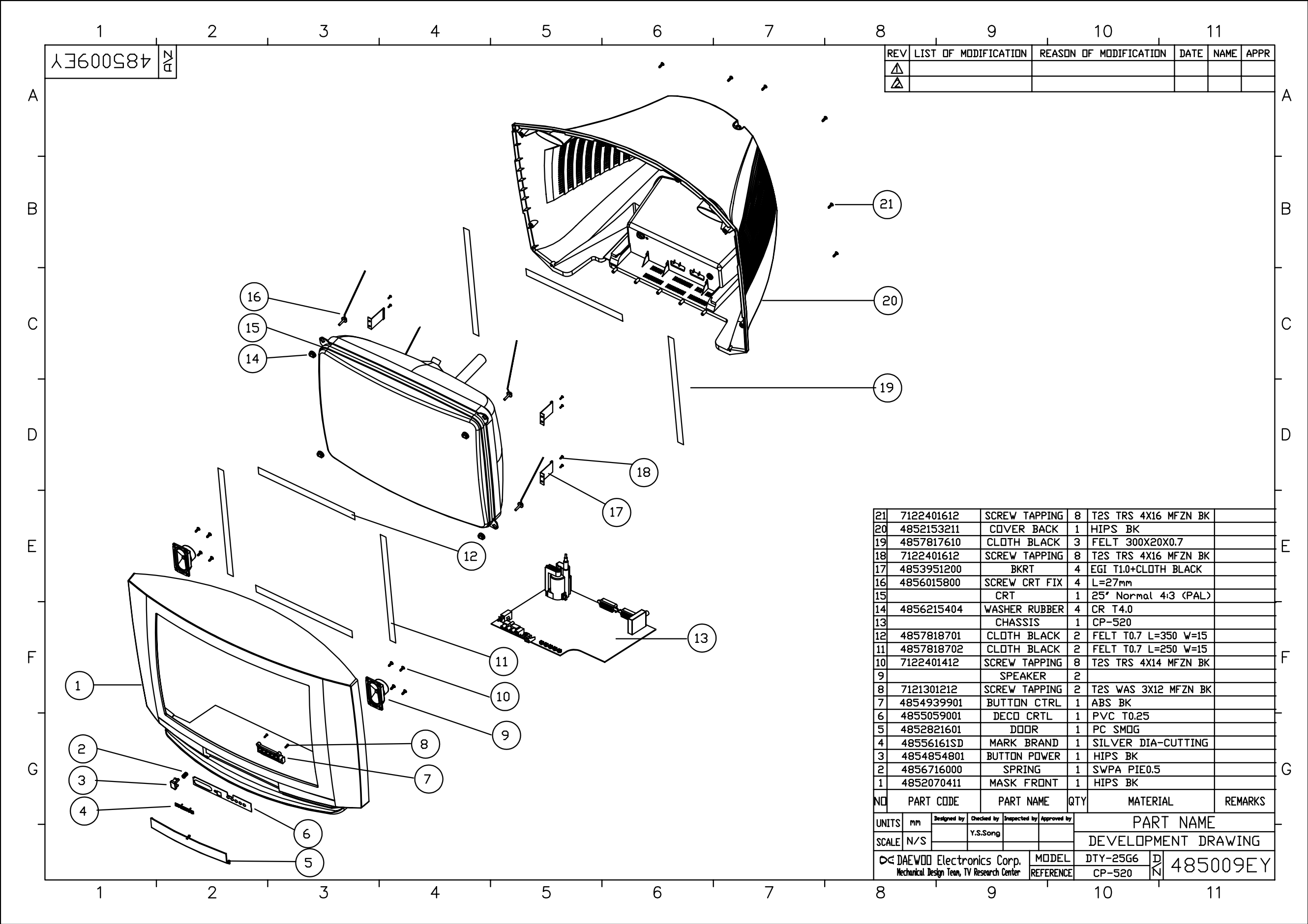
MODEL
DTY-21U7
CP-520

ASSY NAME
DEVELOPMENT DWG (1/1)

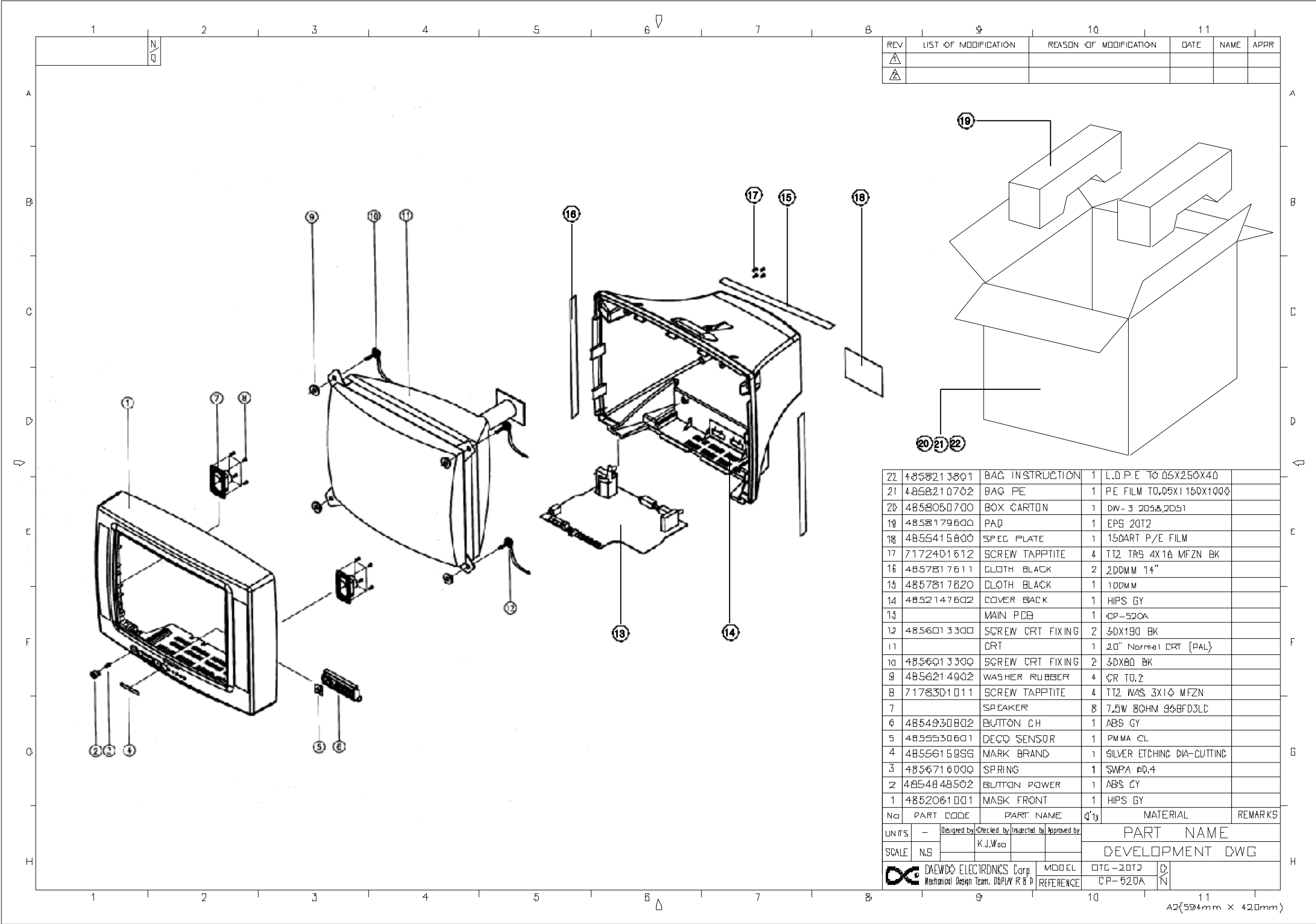
D/N 485009K6

A3(420mm X 297mm)

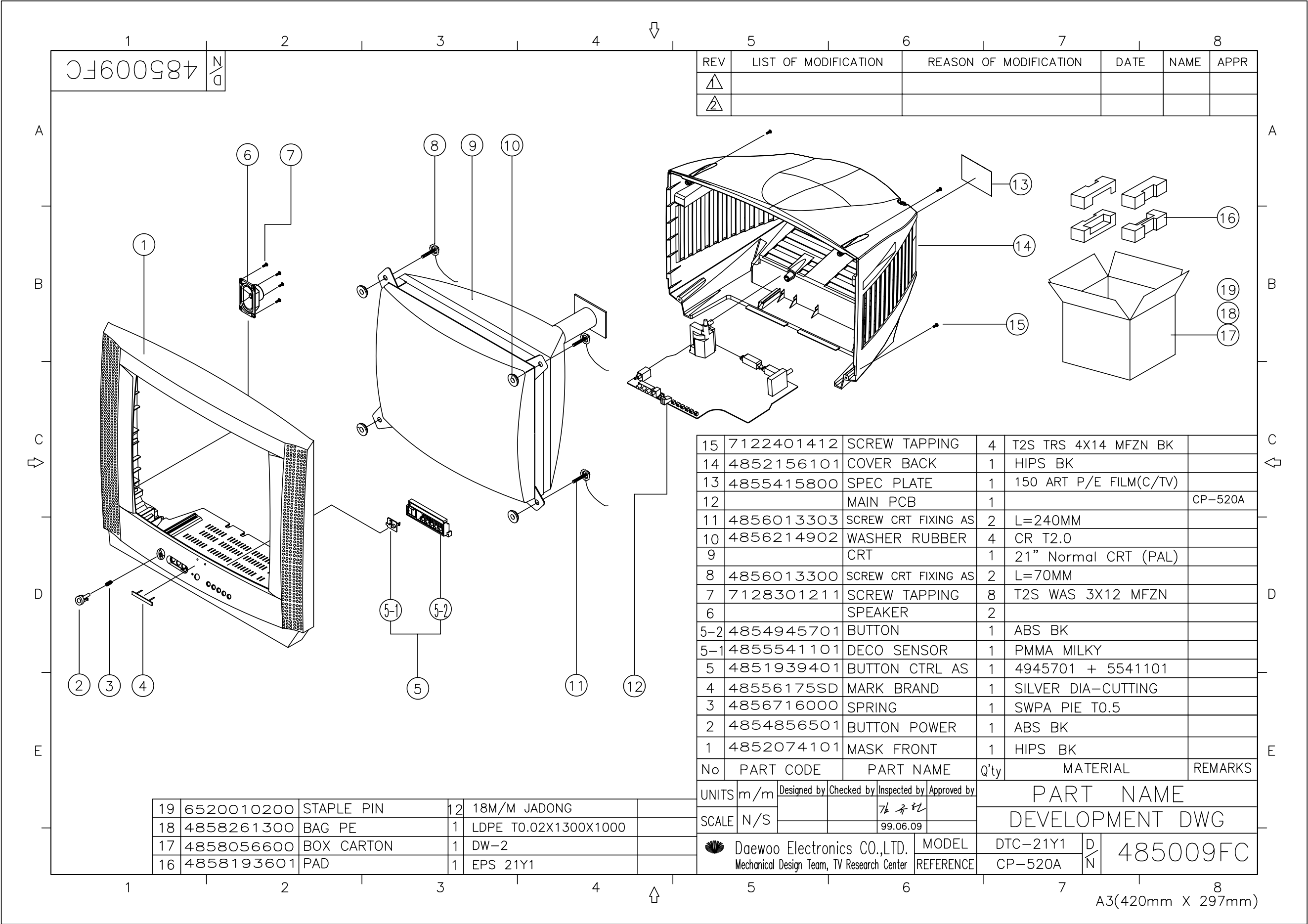
7-4 DTY-25G6



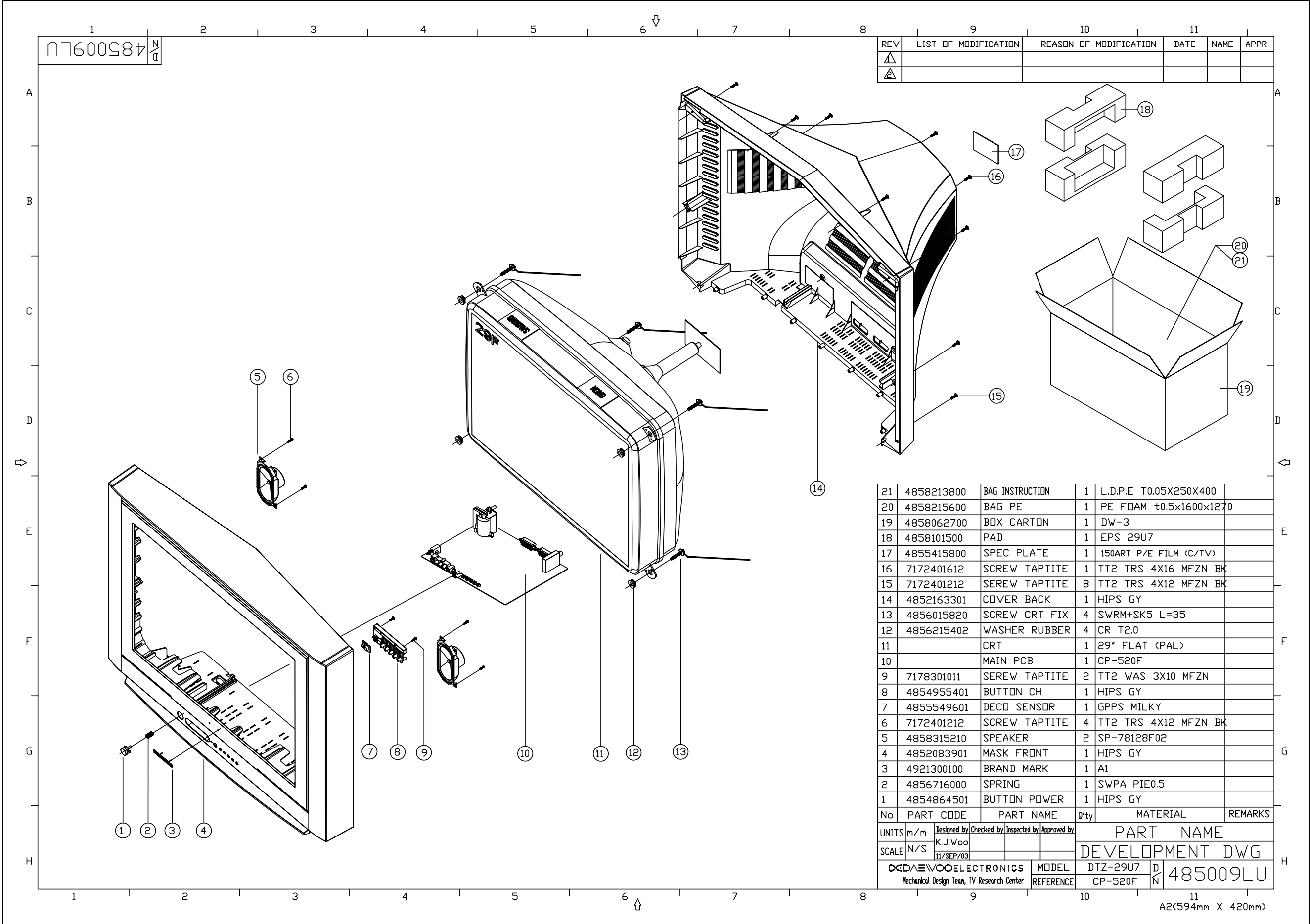
7-5 DTC-20T2



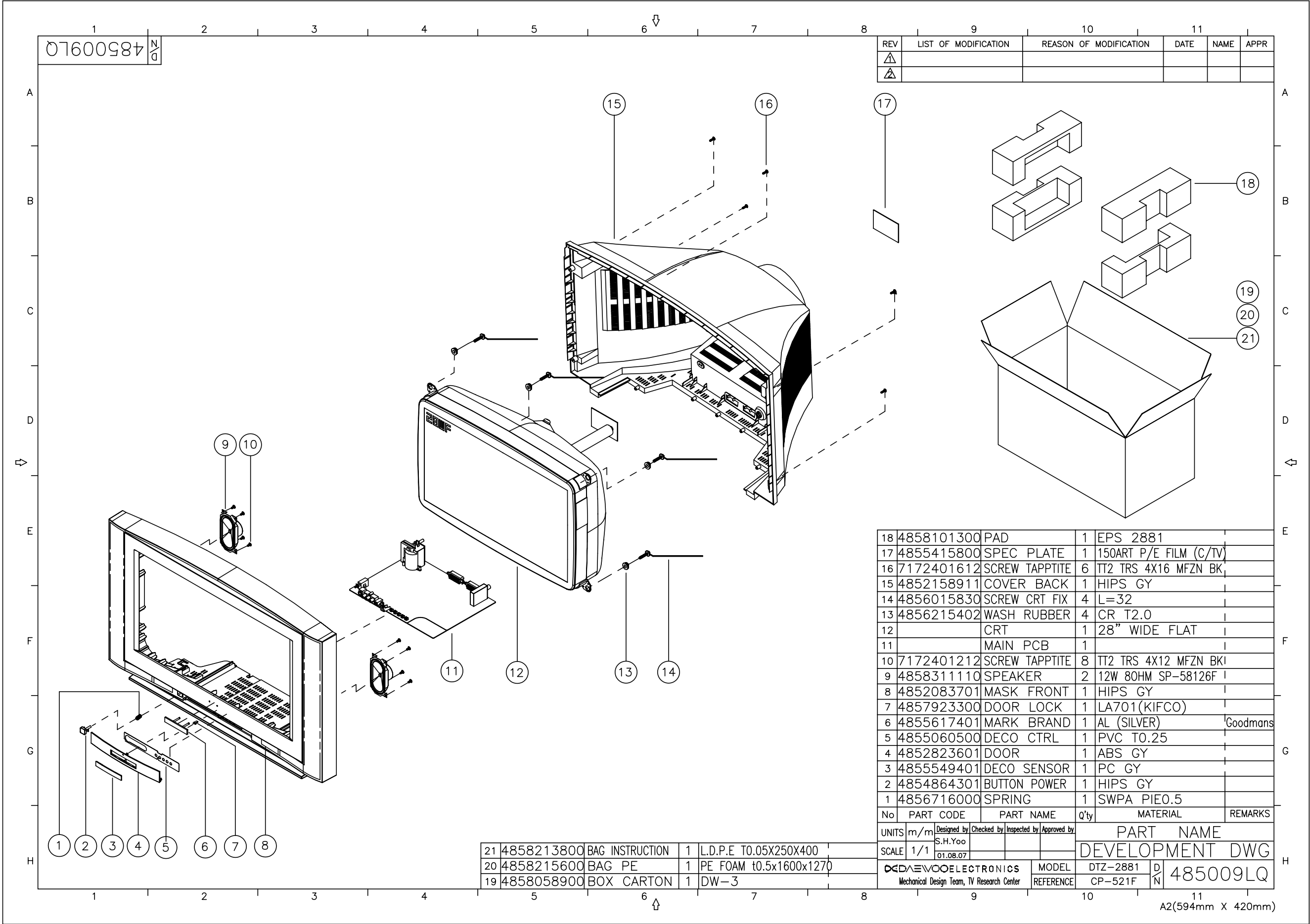
7-6 DTC-21Y1



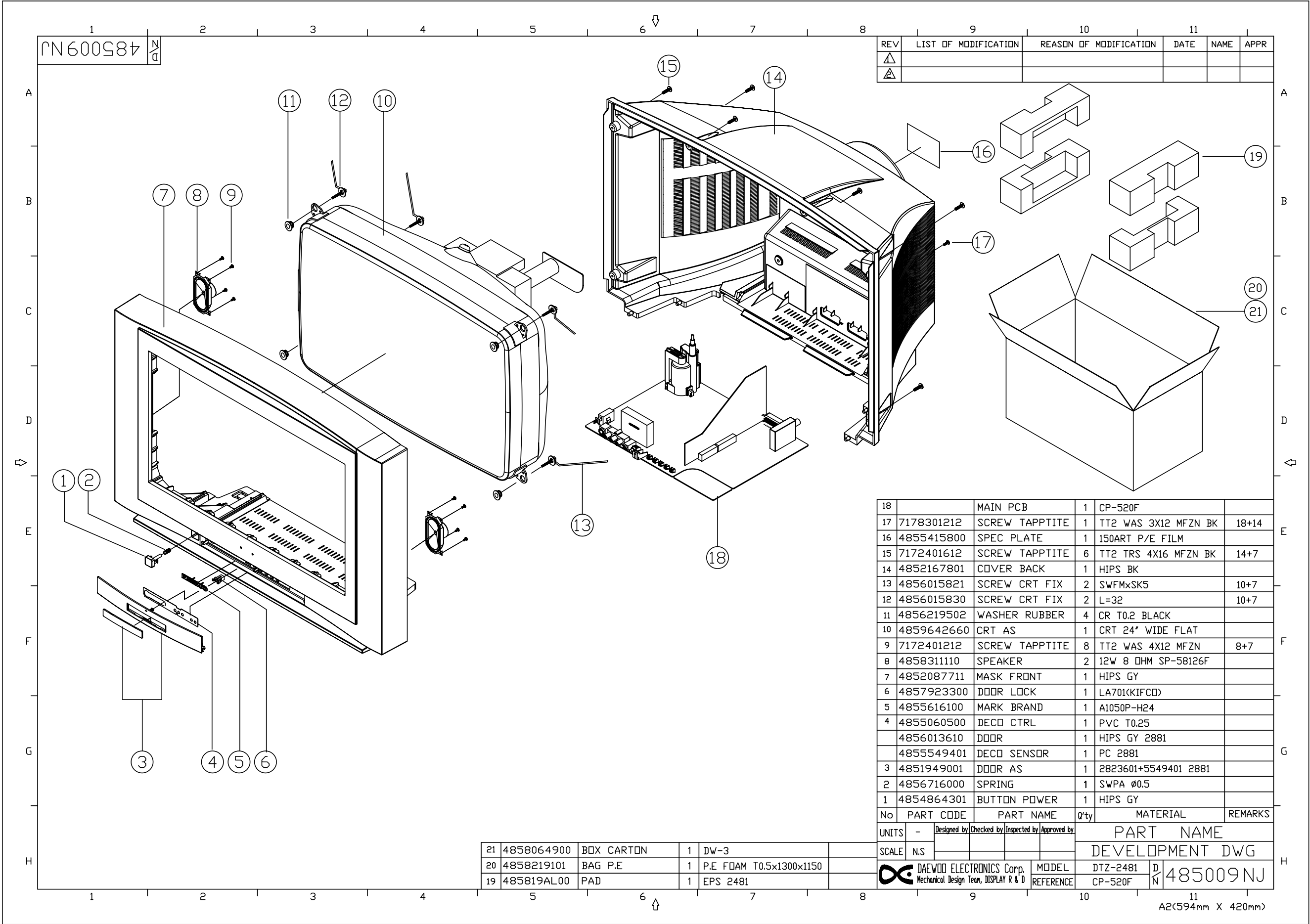
7-7 DTZ-29U7



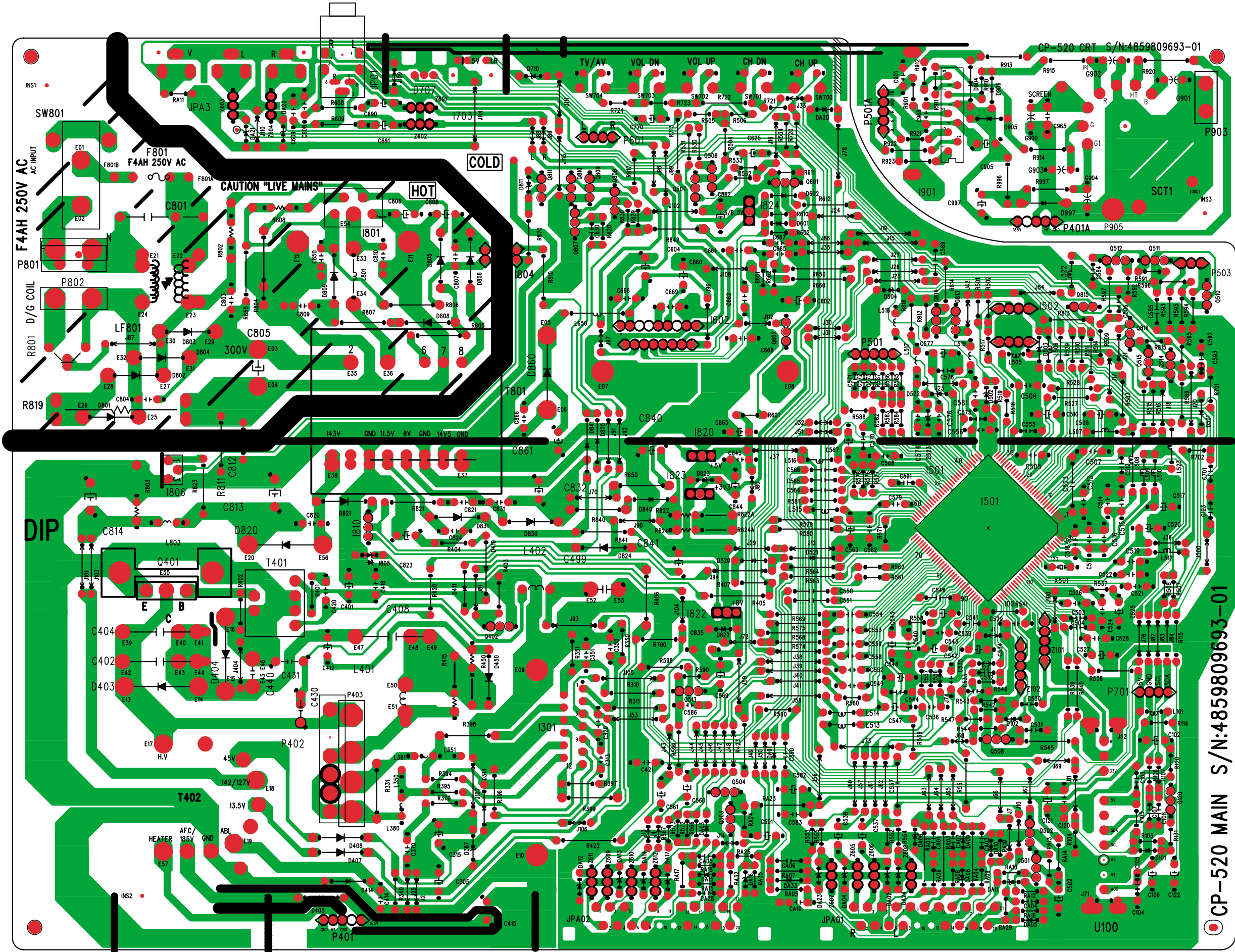
7-8 DTZ-2881



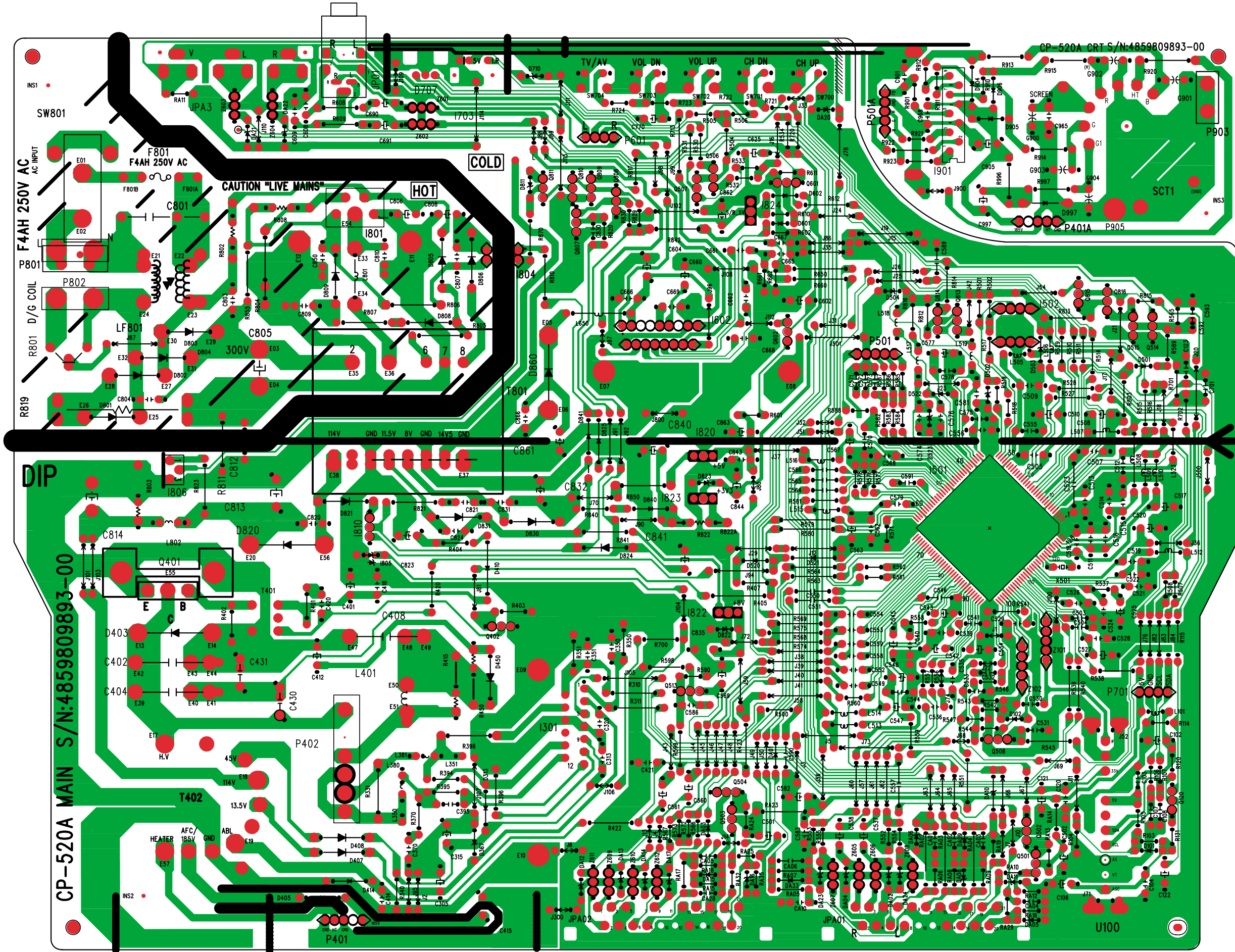
7-9 DTZ-2481



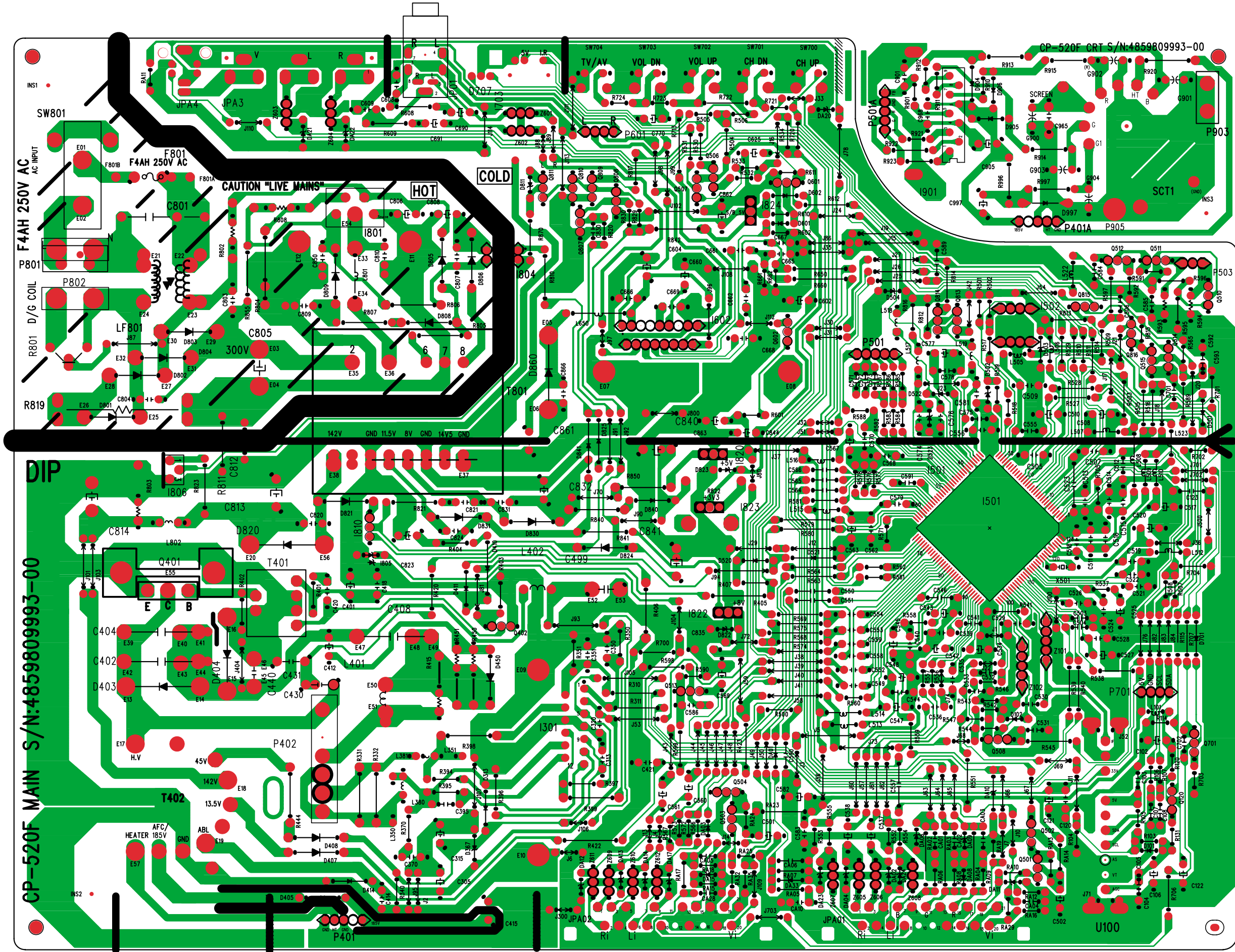
8-1 4859809693(CP-520)



8-2 4859809893(CP-520A)



8-3 4859809993(CP-520F)



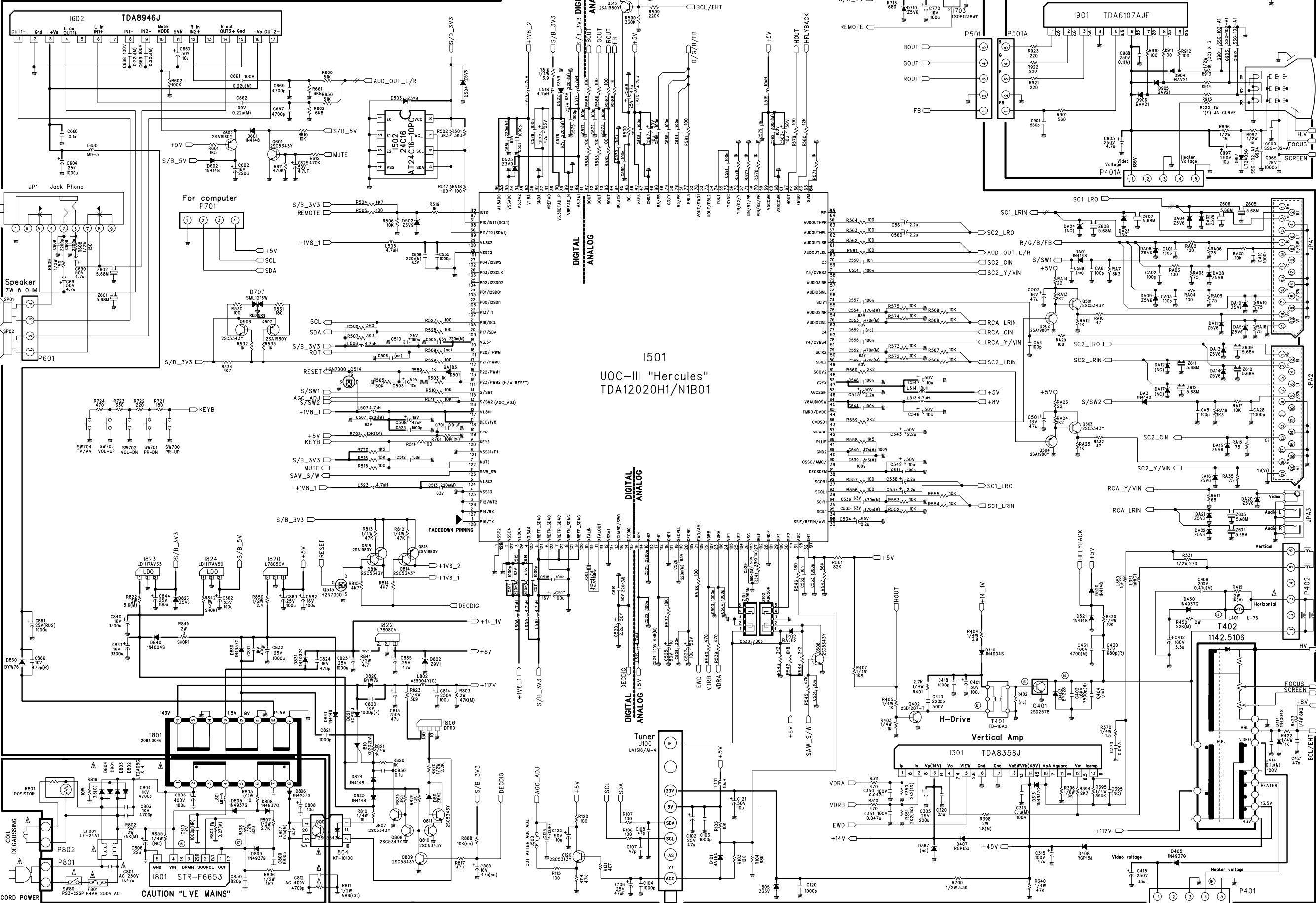
SCHEMATIC DIAGRAM (CP-520) 20/MAY/2004



9-2 CP-520A

SCHEMATIC DIAGRAM (CP-520A)

31/MAY/2004



SCHEMATIC DIAGRAM (CP-520F) 31/MAY/2004



DAEWOO

DAEWOO ELECTRONICS Corp.

686, AHYEON0DONG MAP0-GU

SEOUL, KOREA

C.P.O. BOX 8003 SEOUL, KOREA